



US00D773942S

(12) **United States Design Patent**
Kweton

(10) **Patent No.:** **US D773,942 S**

(45) **Date of Patent:** **** Dec. 13, 2016**

(54) **WATCH**

(71) Applicant: **Paul Kweton**, Houston, TX (US)

(72) Inventor: **Paul Kweton**, Houston, TX (US)

(**) Term: **15 Years**

(21) Appl. No.: **29/529,740**

(22) Filed: **Jun. 10, 2015**

(51) **LOC (10) Cl.** **10-02**

(52) **U.S. Cl.**
USPC **D10/38**

(58) **Field of Classification Search**
USPC D10/30-39, 1-29, 122-132
CPC G04B 19/00; G04B 19/18; G04B 37/00;
G04B 37/0008; G04B 37/0058; G04B
37/1486; G04B 45/00; G04B
45/0069; G04G 5/00; G04G 5/04; G04G
9/00; G04G 9/0064; G04G 9/0094; G04G
9/025

See application file for complete search history.

(56) **References Cited**

U.S. PATENT DOCUMENTS

3,789,601	A *	2/1974	Bergey	G04G 5/04 368/239
4,067,185	A *	1/1978	Huguenin	G04G 9/025 349/142
4,488,818	A *	12/1984	Saurer	G04G 9/0094 368/242
D361,278	S *	8/1995	Riley	D10/30
D413,526	S *	9/1999	Perrin	D10/30

D439,172	S *	3/2001	Brzezinski	D10/30
D494,070	S *	8/2004	Debetaz	D10/32
D528,928	S *	9/2006	Burton	D10/38
D568,181	S *	5/2008	Rabassa	D10/39
D628,498	S *	12/2010	Arellano	D10/38
D645,360	S *	9/2011	Kiser	D10/32
D672,256	S *	12/2012	Behar	D10/39
2003/0125077	A1 *	7/2003	Lee	G04G 9/0064 455/556.1

* cited by examiner

Primary Examiner — Sandra Snapp
(74) *Attorney, Agent, or Firm* — Buche & Associates,
P.C.; John K. Buche; Bryce A. Johnson

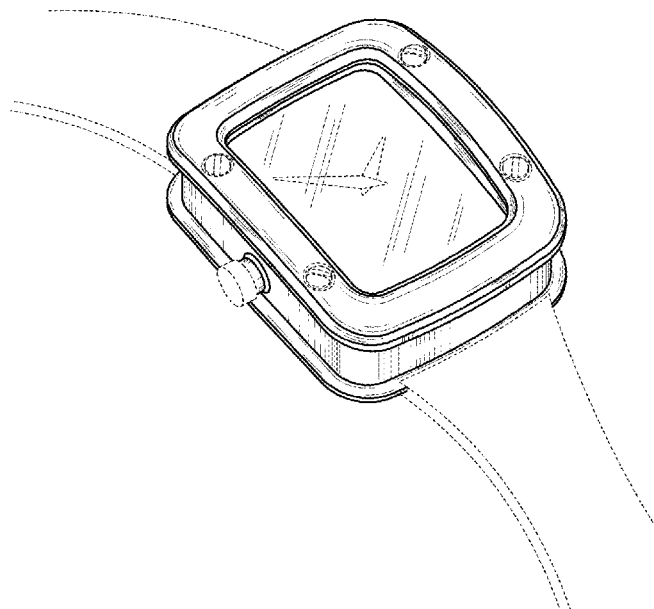
(57) **CLAIM**

The ornamental design for a watch, as shown and described.

DESCRIPTION

FIG. 1 is a top, left front perspective view of a watch showing my new design;
FIG. 2 is a top plan view thereof;
FIG. 3 is a bottom plan view thereof;
FIG. 4 is a left side elevational view thereof;
FIG. 5 is a right side elevational view thereof;
FIG. 6 is a front elevational view thereof;
FIG. 7 is a rear elevational view thereof; and,
FIG. 8 is a top, left front perspective view, shown in use. The structural features depicted by broken lines in the drawings have been shown for the purpose of illustrating portions of the watch that form no part of the claimed design. The hand and arm portion depicted by broken lines in FIG. 8 has been shown for the purpose of illustrating environment that forms no part of the claimed design.

1 Claim, 4 Drawing Sheets



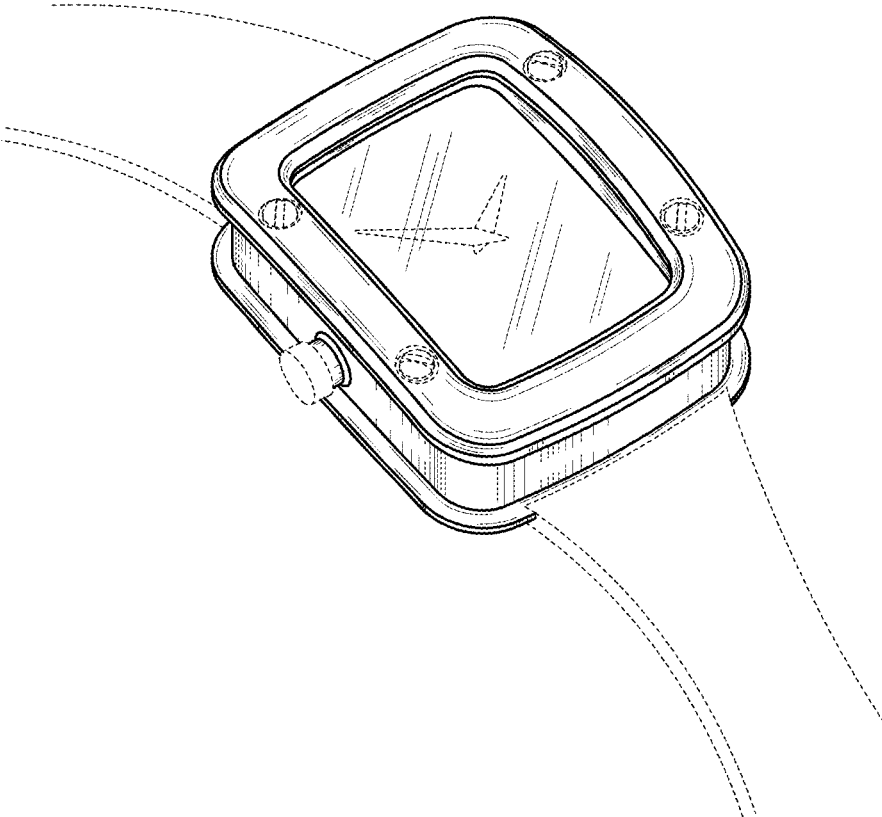


FIG. 1

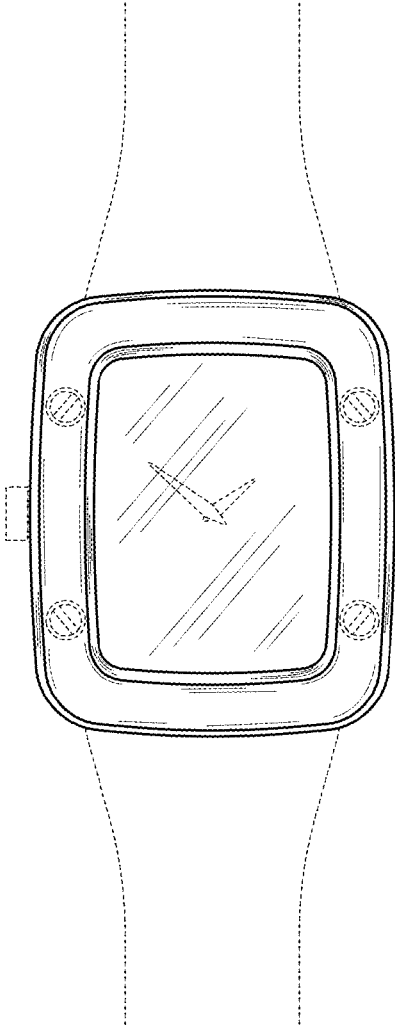


FIG. 2

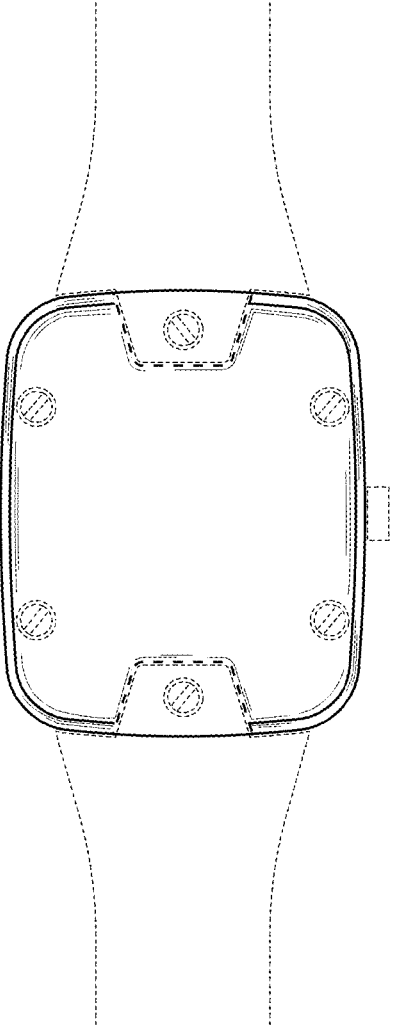


FIG. 3

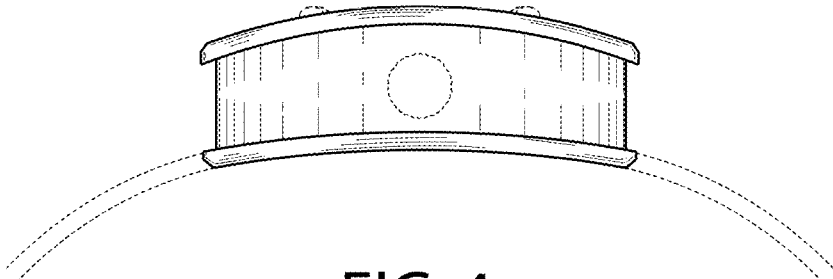


FIG. 4

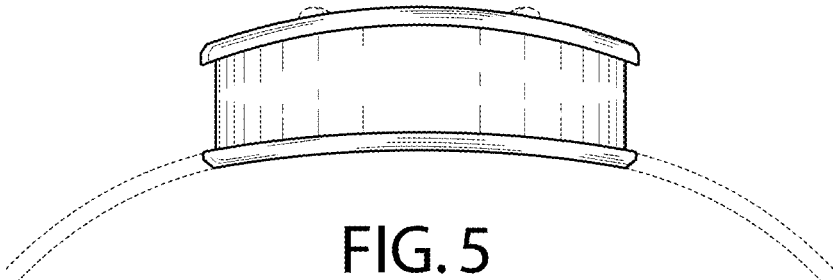


FIG. 5

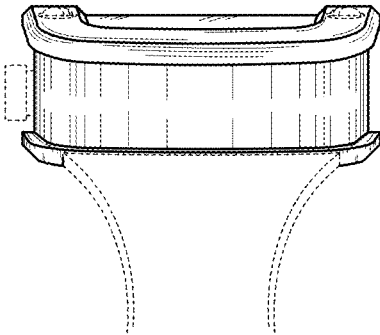


FIG. 6

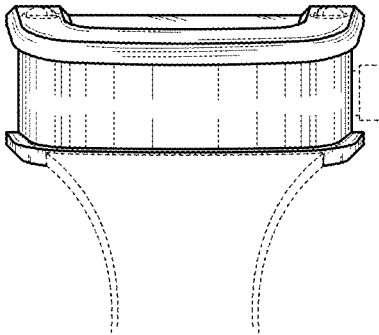


FIG. 7

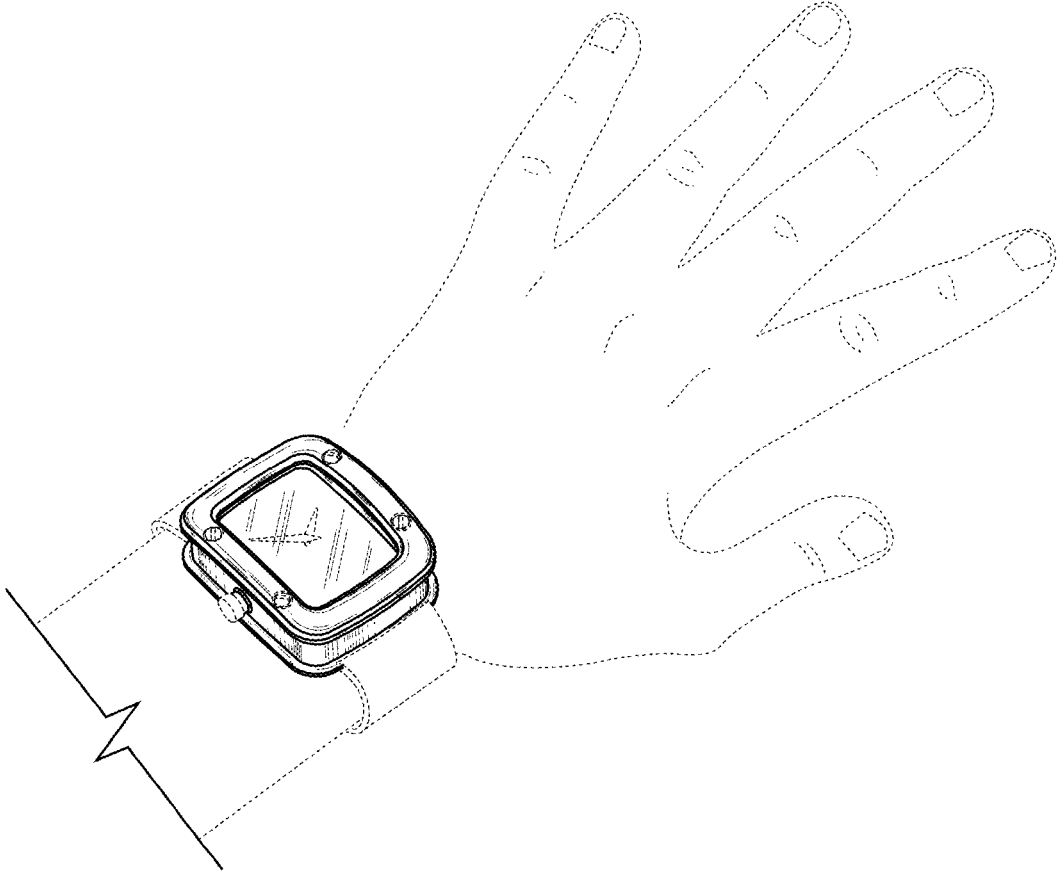


FIG. 8