

(12) **United States Design Patent**
Cullins

(10) **Patent No.:** **US D740,761 S**
(45) **Date of Patent:** **** Oct. 13, 2015**

(54) **DATA PORT PLUG AND LABELING APPARATUS**

(71) Applicant: **Mitchell J Cullins**, San Marcos, CA (US)

(72) Inventor: **Mitchell J Cullins**, San Marcos, CA (US)

(**) Term: **14 Years**

(21) Appl. No.: **29/487,060**

(22) Filed: **Apr. 4, 2014**

(51) **LOC (10) Cl.** **13-03**

(52) **U.S. Cl.**
USPC **D13/157**

(58) **Field of Classification Search**
USPC D13/133, 155, 153, 154, 156, 157, 184, D13/199; D8/349, 354, 356, 394; 174/68.1, 174/68.2, 68.3; 248/49, 53, 60; 361/827; 385/134, 135; 439/207, 210, 445, 446, 439/447; D14/256, 433
CPC .. G02B 6/4452; G02B 6/4459; G02B 6/4478; G02B 6/3608; H02G 3/045; H02G 3/0487; H02G 3/26; H02G 5/06
See application file for complete search history.

(56) **References Cited**

U.S. PATENT DOCUMENTS

D258,724 S * 3/1981 McCutchen D8/394
D294,485 S * 3/1988 Johansson D13/157
D304,027 S * 10/1989 Matsuzaki D13/147
4,944,475 A * 7/1990 Ono et al. 248/71

D321,503 S * 11/1991 Ditzig D13/133
D323,972 S * 2/1992 Rowland D8/394
D358,367 S * 5/1995 Hoofnagle et al. D13/157
5,494,457 A * 2/1996 Kunz 439/447
D368,853 S * 4/1996 Liu et al. D8/394
5,685,736 A * 11/1997 Lung 439/447
D412,314 S * 7/1999 Lee D13/156
D472,135 S * 3/2003 Labbe D8/394
D707,533 S * 6/2014 Warner D8/356
2002/0081087 A1 * 6/2002 Chen et al. 385/134
2011/0042122 A1 * 2/2011 Hsieh et al. 174/135
2014/0051278 A1 * 2/2014 Daily et al. 439/447

* cited by examiner

Primary Examiner — Derrick Holland

Assistant Examiner — Jennifer O King

(74) *Attorney, Agent, or Firm* — Buche & Associates, P.C.; John K. Buche

(57) **CLAIM**

The ornamental design for a data port plug and labelling apparatus, as shown and described.

DESCRIPTION

FIG. 1 is a perspective view of a data port plug and labelling apparatus;

FIG. 2 is a front view thereof;

FIG. 3 is a rear view thereof;

FIG. 4 is a left side view thereof;

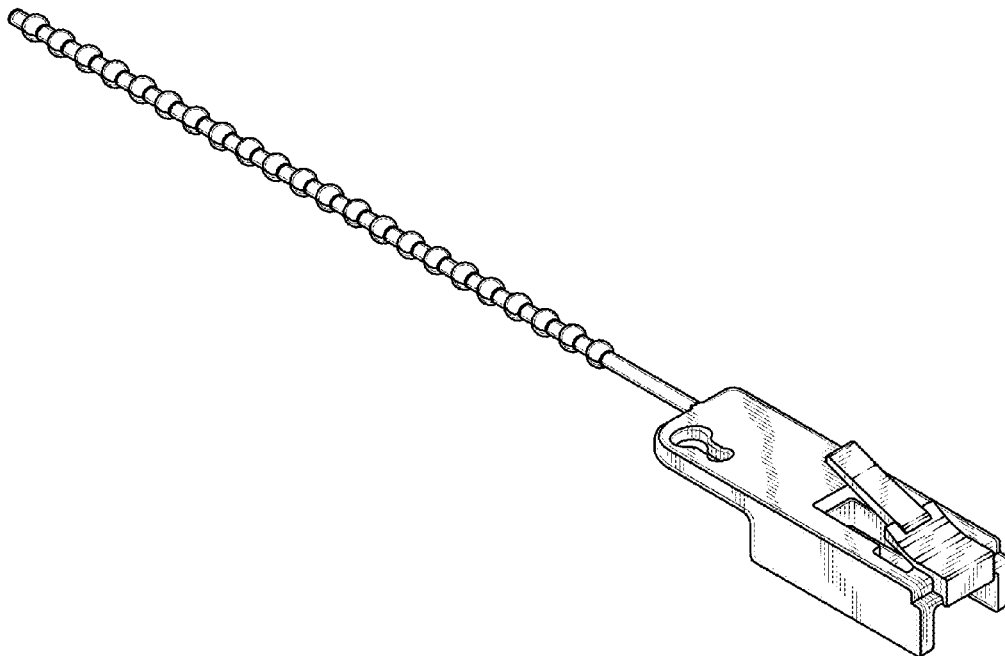
FIG. 5 is a right side view thereof;

FIG. 6 is a top view thereof; and,

FIG. 7 is a bottom view thereof.

The broken lines shown represent unclaimed subject matter and form no part of the claimed design.

1 Claim, 4 Drawing Sheets



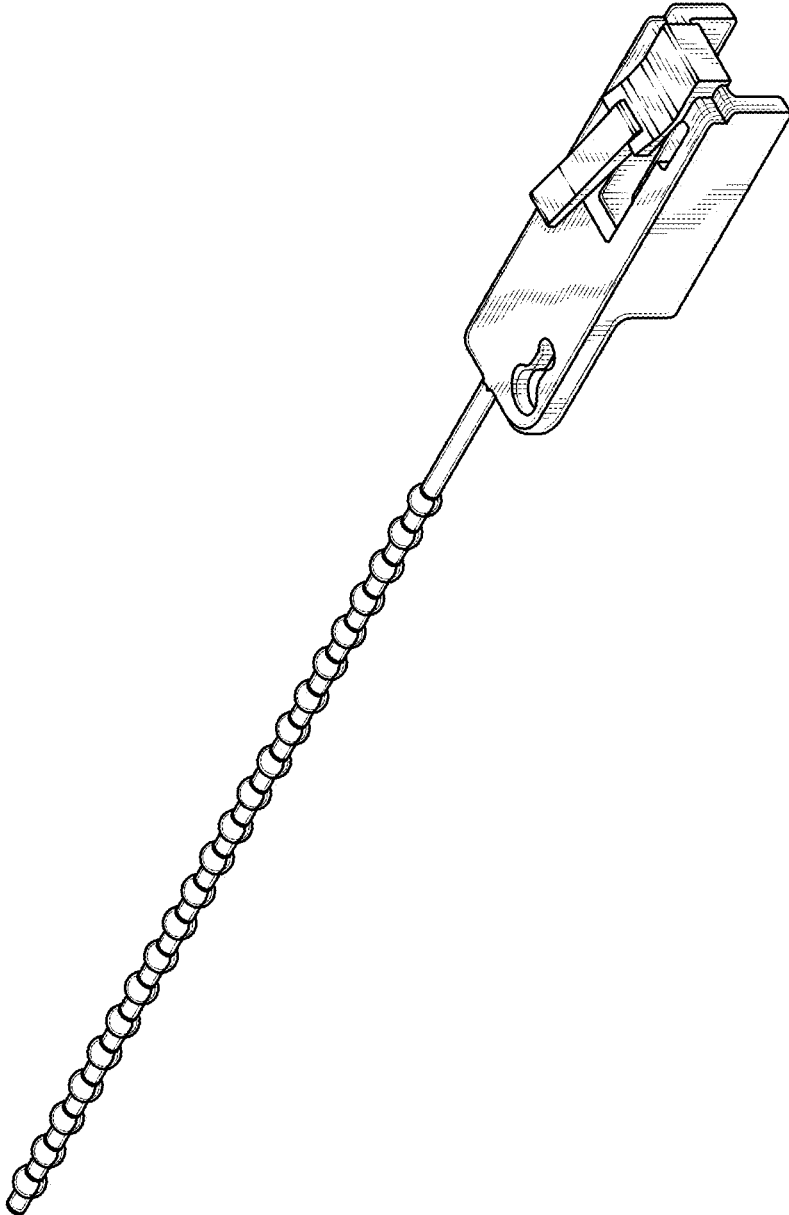


FIG. 1

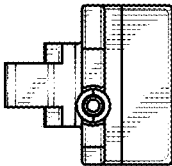


FIG. 3

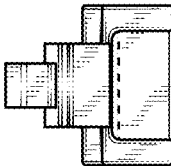


FIG. 2

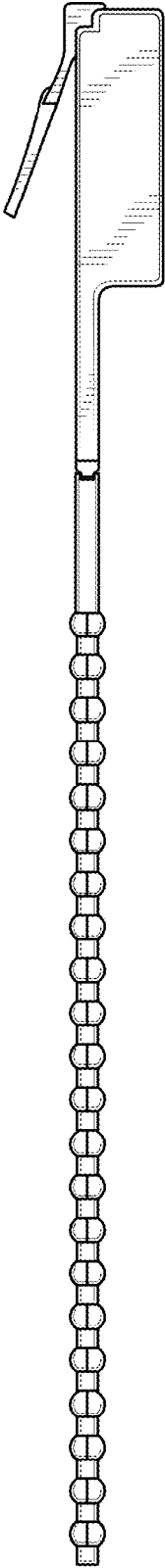


FIG. 4

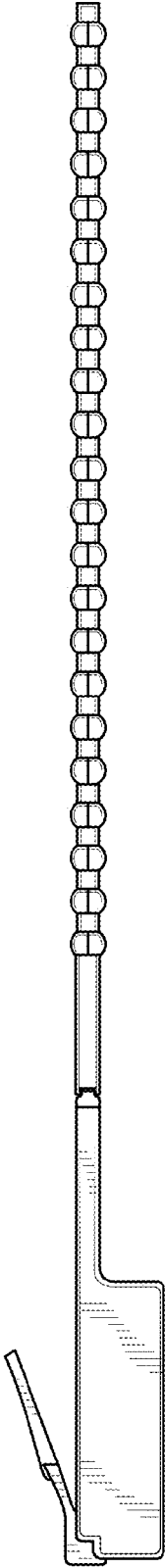


FIG. 5

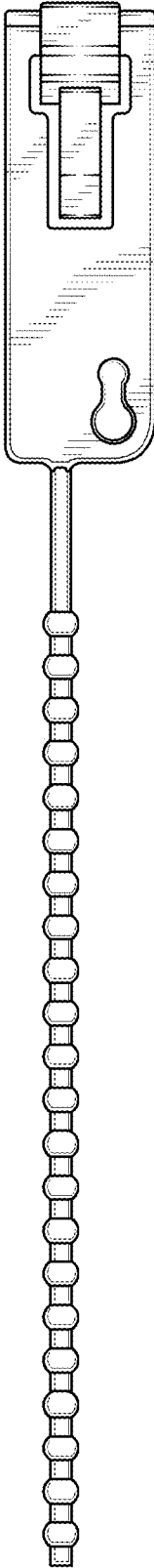


FIG. 6

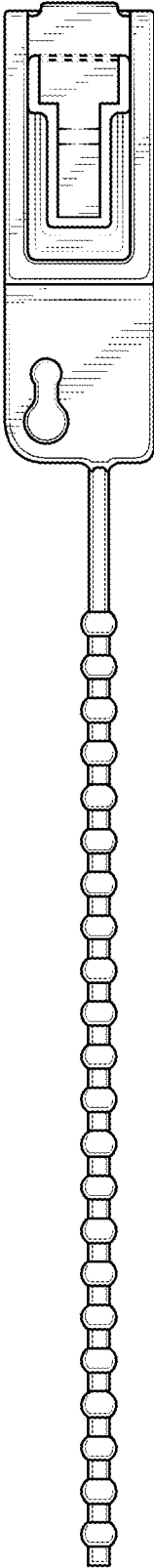


FIG. 7