



US00D726367S

(12) **United States Design Patent**
Dukat

(10) **Patent No.:** **US D726,367 S**
(45) **Date of Patent:** **** Apr. 7, 2015**

- (54) **HOOKAH CAP**
- (71) Applicant: **Dane Joseph Dukat**, Mesa, AZ (US)
- (72) Inventor: **Dane Joseph Dukat**, Mesa, AZ (US)
- (**) Term: **14 Years**
- (21) Appl. No.: **29/457,281**
- (22) Filed: **Jun. 7, 2013**
- (51) **LOC (10) Cl.** **27-02**
- (52) **U.S. Cl.**
USPC **D27/167**
- (58) **Field of Classification Search**
USPC D27/162, 163, 165, 167, 168, 169, 180,
D27/194, 196; D7/359, 360, 391, 398, 392,
D7/545, 667, 700; D23/229, 262, 269;
D9/418, 428, 429, 435, 444, 447, 448,
D9/449, 453, 454, 520; 131/173, 185, 194,
131/225, 275, 328; 99/295; D24/121, 129,
D24/130

See application file for complete search history.

(56) **References Cited**

U.S. PATENT DOCUMENTS

1,493,796	A	*	5/1924	Anderson	249/136
D255,751	S	*	7/1980	Daenen	D7/667
4,976,735	A	*	12/1990	Griffith et al.	623/23.65
5,097,753	A	*	3/1992	Naft	99/341
D325,774	S	*	4/1992	Manville et al.	D23/261
5,706,721	A	*	1/1998	Homes	99/495
D391,440	S	*	3/1998	Cousins	D7/360

D397,275	S	*	8/1998	DuBay et al.	D7/667
D421,555	S	*	3/2000	Duhamel	D7/667
D449,873	S	*	10/2001	Bronson	D23/261
D486,891	S	*	2/2004	Cronce, Jr.	D23/260
6,988,642	B2	*	1/2006	Gallo et al.	222/506
D557,763	S	*	12/2007	Schoenherr et al.	D23/213
D611,300	S	*	3/2010	Chen et al.	D7/409
D632,129	S	*	2/2011	Chen	D7/356
D641,216	S	*	7/2011	Chen	D7/667
D655,792	S	*	3/2012	Teixeira	D23/260
D687,471	S	*	8/2013	Fu et al.	D15/126
D689,325	S	*	9/2013	Ortegon et al.	D7/354
D707,328	S	*	6/2014	Schoenherr et al.	D23/213

* cited by examiner

Primary Examiner — Barbara Fox

Assistant Examiner — Chelsea Sealey

(74) *Attorney, Agent, or Firm* — John K. Buche; Buche & Associates, P.C.

(57) **CLAIM**

The ornamental design for a hookah cap, as shown and described.

DESCRIPTION

FIG. 1 is a perspective view of a hookah cap showing the new design.

FIG. 2 is a front view of the hookah cap of FIG. 1;

FIG. 3 is a rear view of the hookah cap of FIG. 1;

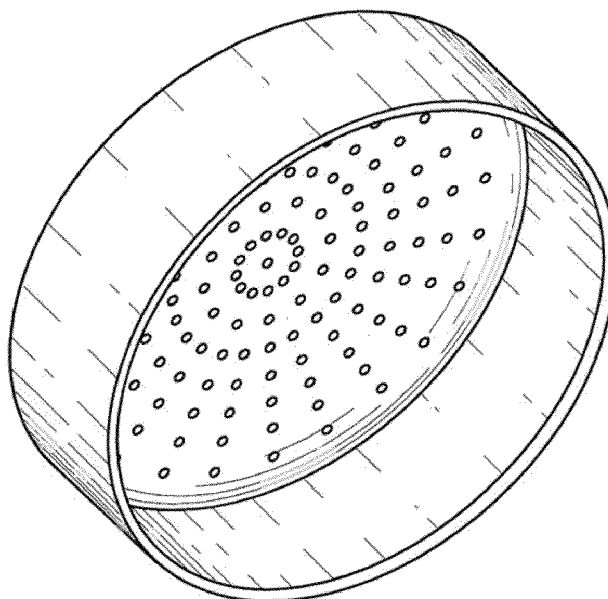
FIG. 4 is a left side view of the hookah cap of FIG. 1;

FIG. 5 is a right side view of the hookah cap of FIG. 1;

FIG. 6 is a top view of the hookah cap of FIG. 1; and,

FIG. 7 is a bottom view of the hookah cap of FIG. 1.

1 Claim, 4 Drawing Sheets



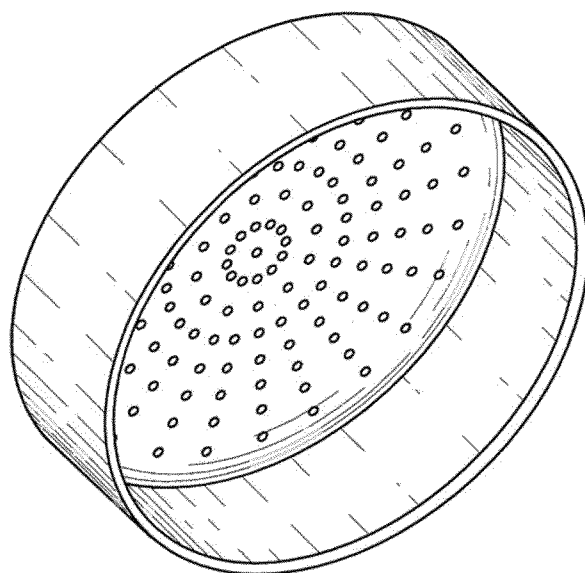


FIG. 1

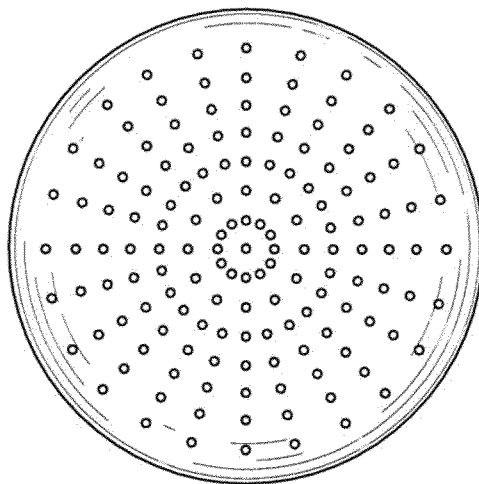


FIG. 2

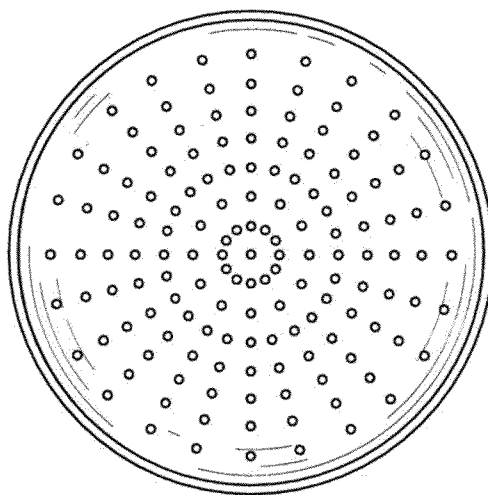


FIG. 3



FIG. 4



FIG. 5




FIG. 6

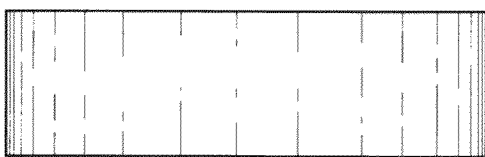


FIG. 7