



US00D703016S

(12) **United States Design Patent**
Crane

(10) **Patent No.:** **US D703,016 S**

(45) **Date of Patent:** **** Apr. 22, 2014**

(54) **BOTTLE OPENER**

(71) Applicant: **Elijah Crane**, San Diego, CA (US)

(72) Inventor: **Elijah Crane**, San Diego, CA (US)

(**) Term: **14 Years**

(21) Appl. No.: **29/452,626**

(22) Filed: **Apr. 18, 2013**

(51) **LOC (10) Cl.** **07-99**

(52) **U.S. Cl.**
USPC **D8/38**

(58) **Field of Classification Search**
USPC D8/33-43, 88, 89, 105; D22/116;
7/113, 151-156; 30/400-410,
30/416-430, 433, 434, 443, 450; 81/3.07,
81/3.09, 3.2, 3.27, 3.29, 3.31, 3.37, 3.4,
81/3.48, 3.49, 3.55; 102/430, 464, 513
See application file for complete search history.

(56) **References Cited**

U.S. PATENT DOCUMENTS

1,972,920	A *	9/1934	Deuse	7/156
2,196,018	A *	4/1940	Korpium	102/464
D141,816	S	7/1945	Johnson	
D141,817	S	7/1945	Johnson	
2,683,416	A *	7/1954	Keller et al.	102/513
3,140,659	A *	7/1964	Artsdalen et al.	102/430
3,209,691	A *	10/1965	Herter	102/464
3,429,263	A *	2/1969	Lont et al.	102/513
D220,296	S *	3/1971	Berlin	D19/42
3,749,615	A *	7/1973	Dorsey, Jr. et al.	149/6
D269,937	S *	8/1983	Stewart, Jr.	D8/43
D278,024	S *	3/1985	Hoffman et al.	D8/40
5,463,959	A *	11/1995	Kramer	102/464
D368,006	S	3/1996	Aldrich	
D369,082	S *	4/1996	Fells et al.	D8/105
D403,562	S	1/1999	Molaro	
D407,212	S *	3/1999	Molaro	D3/211

D413,499	S *	9/1999	Anderson et al.	D8/34
D435,886	S *	1/2001	Benini	D22/116
D439,490	S *	3/2001	Bagley	D8/89
D444,171	S *	6/2001	McCullough	D19/42

(Continued)

Primary Examiner — Elizabeth Albert

(74) *Attorney, Agent, or Firm* — John Karl Buche; Buche & Associates, P.C.

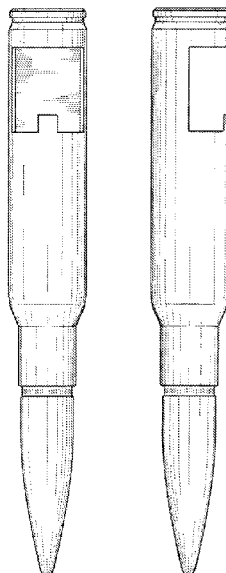
(57) **CLAIM**

The ornamental design for a bottle opener, as shown and described.

DESCRIPTION

FIG. 1 is a right-side view of a bottle opener showing my new design;
 FIG. 2 is a front view of the bottle opener.
 FIG. 3 is a back view of the bottle opener.
 FIG. 4 is a left-side view of the bottle opener.
 FIG. 5 is a right-side view of the bottle opener.
 FIG. 6 is a bottom view of the bottle opener.
 FIG. 7 is a top view of the bottle opener.
 FIG. 8 is a perspective view of the bottle opener.
 FIG. 9 is a right-side view of a second embodiment of the bottle opener;
 FIG. 10 is a front view of the bottle opener;
 FIG. 11 is a back view of the bottle opener;
 FIG. 12 is a left-side view of the bottle opener;
 FIG. 13 is a right-side view of the bottle opener;
 FIG. 14 is a bottom view of the bottle opener;
 FIG. 15 is a top view of the bottle opener; and,
 FIG. 16 is a perspective view of the bottle opener.
 The broken lines showing a bottle in FIG. 1 and a refrigerator in FIG. 9 are included for the purpose of showing features in the environment that form no part of the claimed design.

1 Claim, 8 Drawing Sheets



US D703,016 S

Page 2

(56)

References Cited

U.S. PATENT DOCUMENTS

D447,209	S *	8/2001	Benini	D22/116	D546,657	S *	7/2007	Buening	D8/103
6,523,475	B2 *	2/2003	Smalley et al.	102/430	D576,210	S *	9/2008	Qiu et al.	D19/44
D481,600	S *	11/2003	Cohen	D8/40	7,426,888	B2 *	9/2008	Hunt	102/513
D491,222	S *	6/2004	Derman	D19/42	D623,833	S	9/2010	Robb	
6,832,556	B1 *	12/2004	Smalley, Jr.	102/430	D630,761	S *	1/2011	Marshall	D24/215
6,971,314	B2 *	12/2005	Maguire	102/430	D635,423	S	4/2011	Prickett	
7,086,336	B2 *	8/2006	Smalley et al.	102/430	7,980,180	B2 *	7/2011	MacDougall	102/514
D529,418	S *	10/2006	Muhlnickel	D12/162	8,011,301	B1 *	9/2011	Sloan	102/464
D533,044	S	12/2006	Buening		D646,179	S *	10/2011	Jansen	D9/680
7,210,260	B1 *	5/2007	Smalley et al.	42/76.01	D660,113	S	5/2012	Bigelow	
						D676,297	S	2/2013	Bigelow	
						D682,352	S *	5/2013	Levy	D19/42
						8,443,729	B2 *	5/2013	Mittelstaedt	102/464

* cited by examiner




FIG. 1

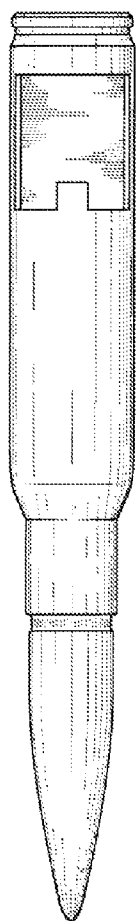


FIG. 2

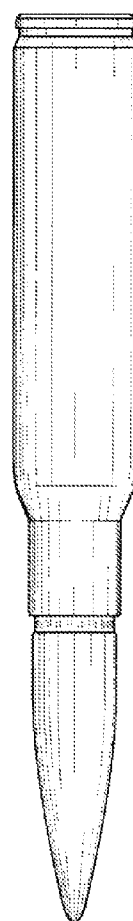


FIG. 3

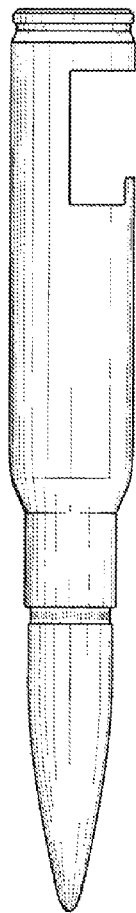


FIG. 4

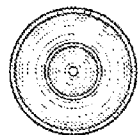


FIG. 6

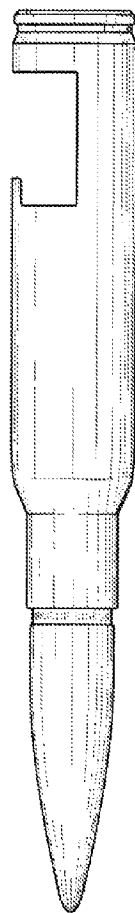


FIG. 5

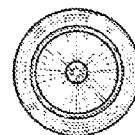


FIG. 7

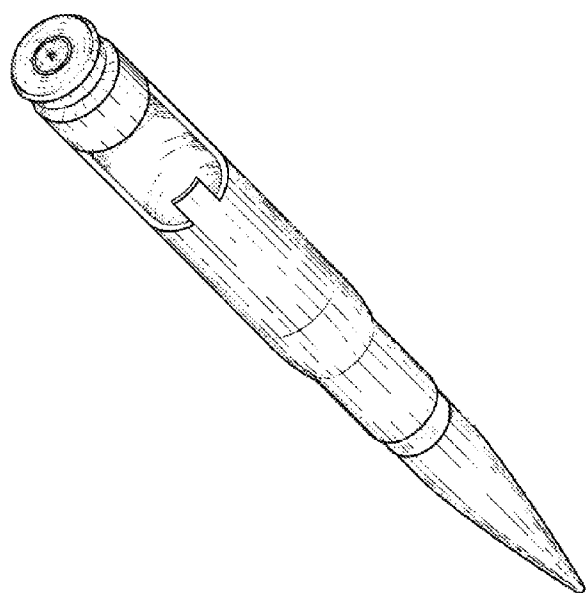


FIG. 8

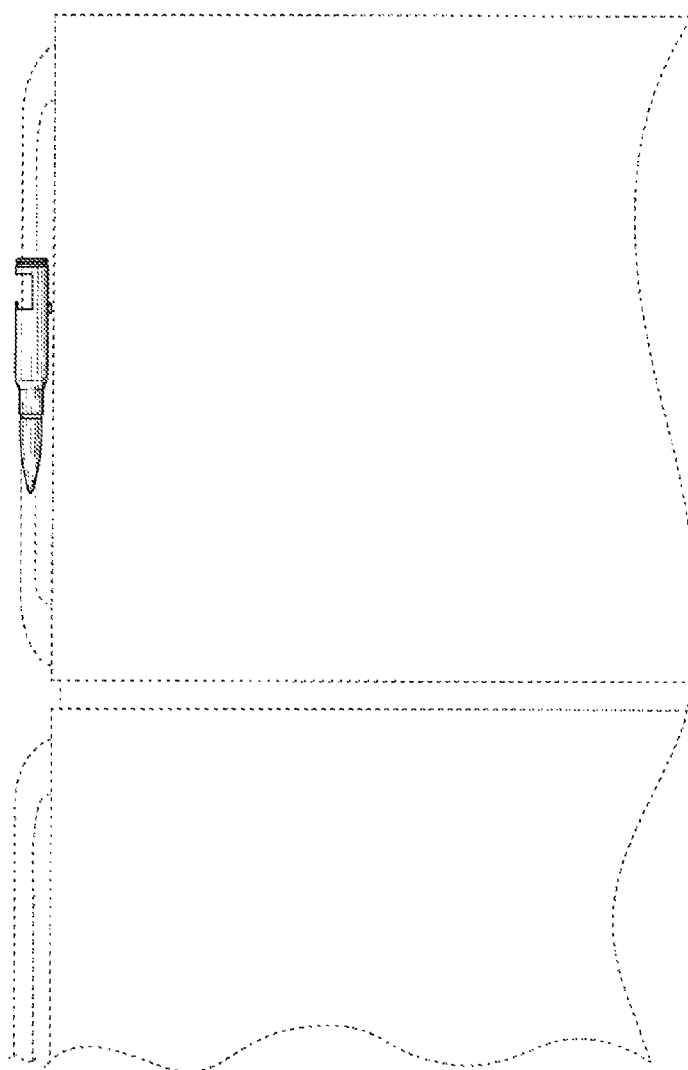


FIG. 9

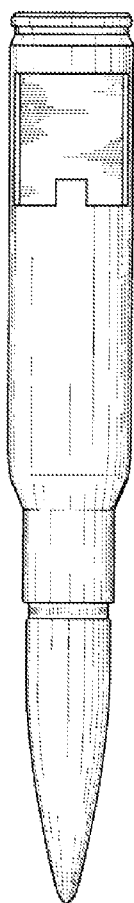


FIG. 10

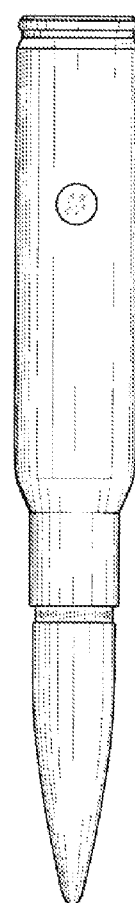


FIG. 11

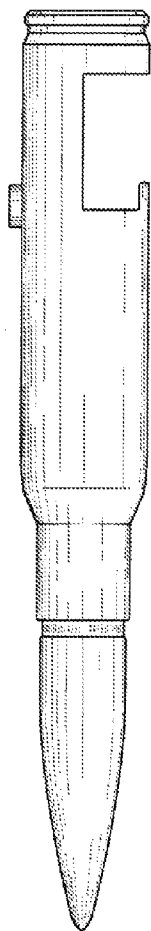


FIG. 12

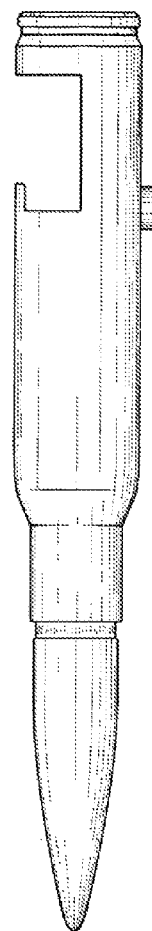


FIG. 13

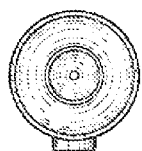


FIG. 14

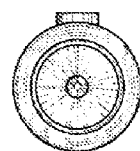


FIG. 15

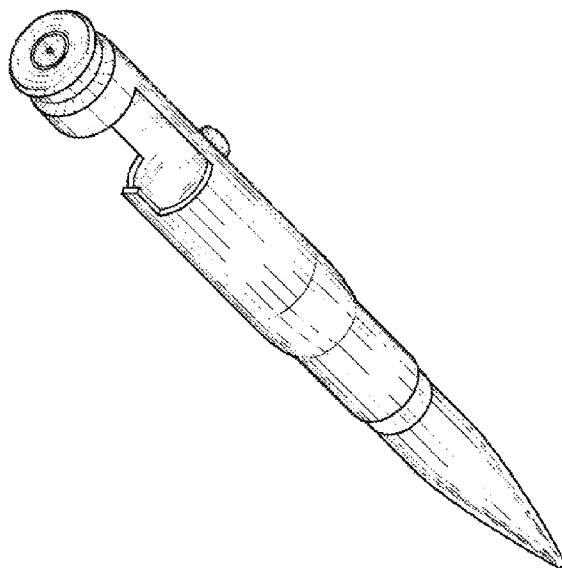


FIG. 16