



US00D698935S

(12) **United States Design Patent**
Larson

(10) **Patent No.:** **US D698,935 S**

(45) **Date of Patent:** **** Feb. 4, 2014**

(54) **MASSAGER**

(71) Applicant: **Lester P. Larson**, Monrovia, CA (US)

(72) Inventor: **Lester P. Larson**, Monrovia, CA (US)

(**) Term: **14 Years**

(21) Appl. No.: **29/462,215**

(22) Filed: **Jul. 31, 2013**

(51) **LOC (10) Cl.** **28-03**

(52) **U.S. Cl.**
USPC **D24/215**

(58) **Field of Classification Search**
USPC D24/200, 211, 212, 213, 214, 215;
601/114, 120, 121, 124, 125, 130, 131,
601/134, 135, 136, 137

See application file for complete search history.

(56) **References Cited**

U.S. PATENT DOCUMENTS

2,286,324	A *	6/1942	Wentz	601/120
D270,279	S *	8/1983	Hamilton	D24/211
5,577,996	A *	11/1996	Gardner et al.	601/120
D378,539	S *	3/1997	Scott	D24/211

D398,402	S *	9/1998	Kirk et al.	D24/211
D403,076	S *	12/1998	York	D24/214
6,102,879	A *	8/2000	Christensen et al.	602/19
D454,644	S *	3/2002	York	D24/214
D469,880	S *	2/2003	York	D24/214
D535,752	S *	1/2007	Smith	D24/214
7,189,210	B1 *	3/2007	Hillman	601/27

* cited by examiner

Primary Examiner — Sandra Snapp

(74) *Attorney, Agent, or Firm* — John K. Buche; Buche & Associates, P.C.

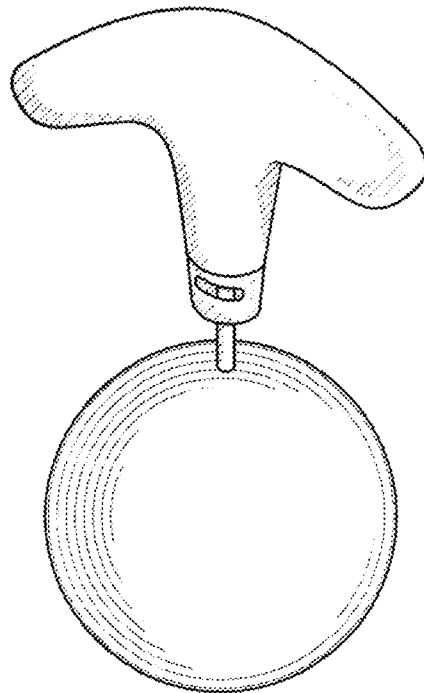
(57) **CLAIM**

I claim the ornamental design for a massager, as shown and described.

DESCRIPTION

FIG. 1 is a perspective view of the massager;
FIG. 2 is a front elevation view of the massager;
FIG. 3 is a back elevation view of the massager;
FIG. 4 is a left side elevation view of the massager;
FIG. 5 is a right side elevation view of the massager;
FIG. 6 is a top plan view of the massager; and,
FIG. 7 is a bottom plan view of the massager.

1 Claim, 3 Drawing Sheets



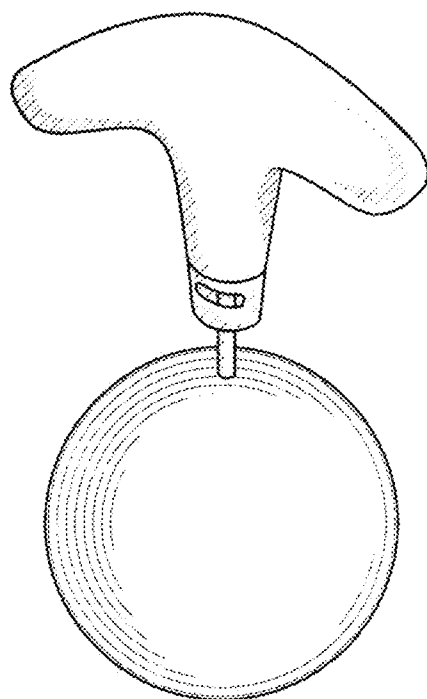


FIG. 1

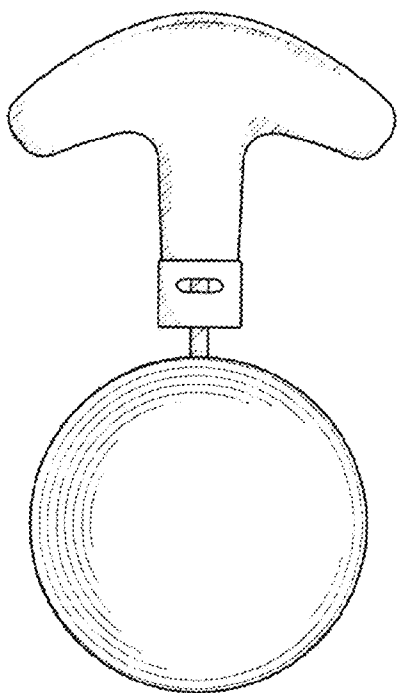


FIG. 2

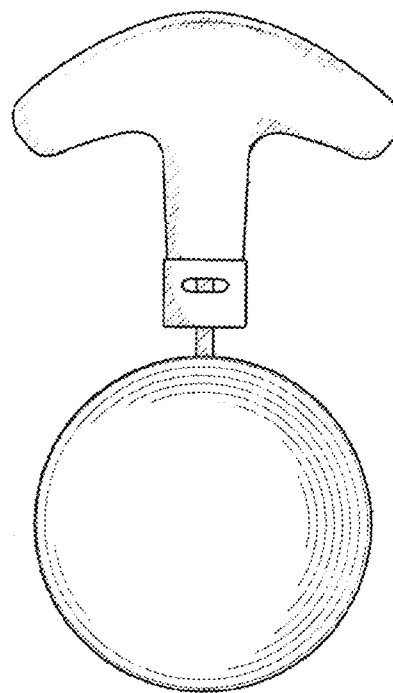


FIG. 3

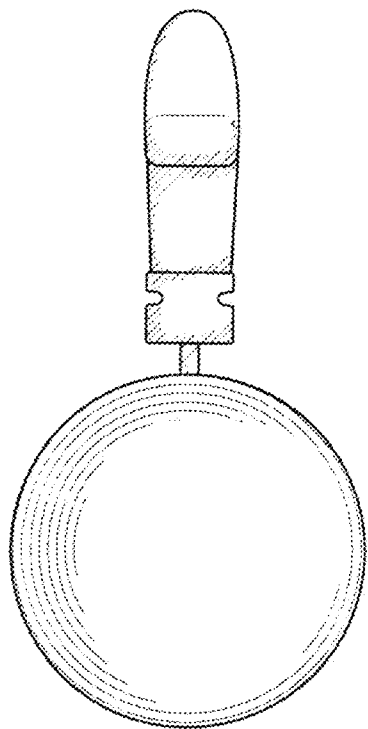


FIG. 4

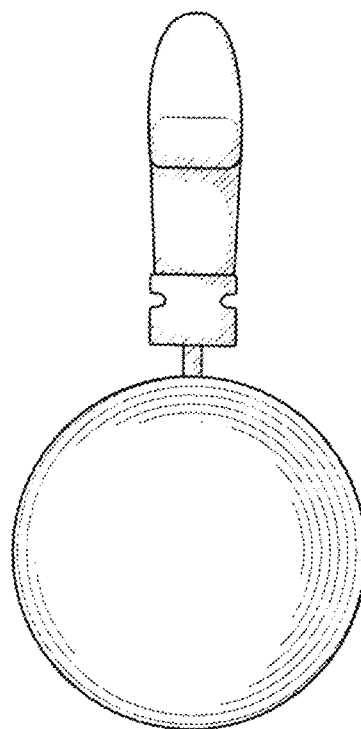


FIG. 5

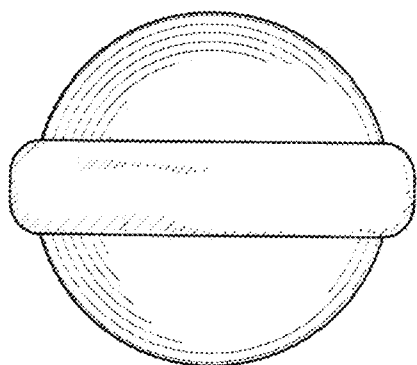


FIG. 6

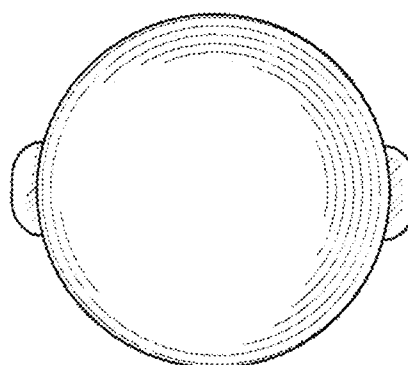


FIG. 7