



US00D686993S

(12) **United States Design Patent**
Millar-Sax et al.

(10) **Patent No.:** **US D686,993 S**
(45) **Date of Patent:** **** Jul. 30, 2013**

(54) **TRIPLE OUTLET ELECTRICAL SOCKET**

(71) Applicants: **Jeff Millar-Sax**, Yucaipa, CA (US);
Zheng Wei, Dondguan (CN); **Liang-Hsu Kuo**, New Taipei (TW)

(72) Inventors: **Jeff Millar-Sax**, Yucaipa, CA (US);
Zheng Wei, Dondguan (CN); **Liang-Hsu Kuo**, New Taipei (TW)

(73) Assignee: **Prime Wire & Cable, Inc.**, City of Industry, CA (US)

(**) Term: **14 Years**

(21) Appl. No.: **29/433,302**

(22) Filed: **Sep. 27, 2012**

(51) **LOC (9) Cl.** **13-03**

(52) **U.S. Cl.**
USPC **D13/137.2**

(58) **Field of Classification Search**
USPC D13/152, 164, 184, 137.1, 139.1,
D13/153, 137.2, 133, 137.4, 139.7, 130, 128,
D13/132, 138.2, 139.4, 139.8, 139.6, 123,
D13/160, 107; 361/683; D9/416, 423
See application file for complete search history.

(56) **References Cited**

U.S. PATENT DOCUMENTS

D594,823	S	*	6/2009	Ho'o et al.	D13/139.1
D612,333	S	*	3/2010	Wu	D13/139.1
D614,134	S	*	4/2010	Chen et al.	D13/137.2
7,892,036	B2	*	2/2011	Lee	439/638
D651,977	S	*	1/2012	Lee	D13/139.1

OTHER PUBLICATIONS

- <http://www.amazon.com/St Stanley-31545-3-Outlet-Outdoor-Extension/dp/B008EQIT3M> Feb. 28, 2013.*
- <http://www.ebay.com/itm/PHOTOELECTRIC-OUTDOOR-TIMER-AND-LIGHT-SENS...> Feb. 28, 2013.*
- <http://www.americanmusical.com/Item--i-FUR-ACX25-LIST> Feb. 28, 2013.*

* cited by examiner

Primary Examiner — Robert M Spear
Assistant Examiner — Rhea Shields

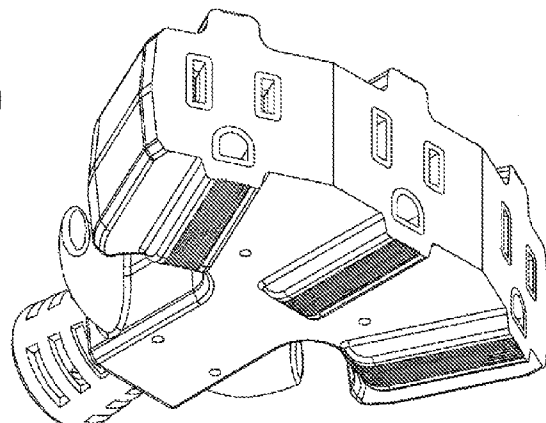
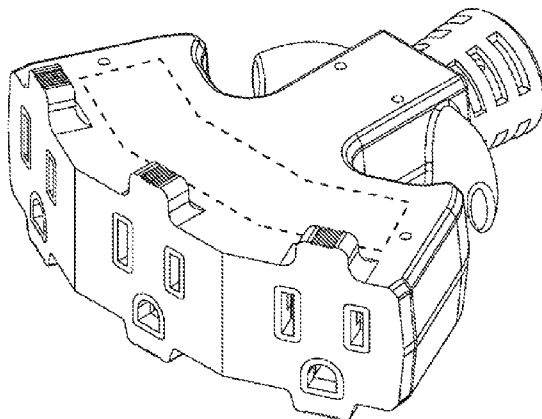
(74) *Attorney, Agent, or Firm* — John Korl Buche; Buche & Associates, P.C.

(57) **CLAIM**
The ornamental design for triple outlet electrical socket, as shown and described.

DESCRIPTION

FIG. 1 is a perspective view of first embodiment of a triple outlet electrical socket showing my new design.
 FIG. 2 is another perspective view of the triple outlet electrical socket of FIG. 1.
 FIG. 3 is a left-side view of the triple outlet electrical socket of FIG. 1.
 FIG. 4 is a right-side view of the triple outlet electrical socket of FIG. 1.
 FIG. 5 is a front view of the triple outlet electrical socket of FIG. 1.
 FIG. 6 is a bottom view of the triple outlet electrical socket of FIG. 1.
 FIG. 7 is a top view of the triple outlet electrical socket of FIG. 1.
 FIG. 8 is a perspective view of a second embodiment of a triple outlet electrical socket showing my new design.
 FIG. 9 is another perspective view of the triple outlet electrical socket of FIG. 8.
 FIG. 10 is a left-side view of the triple outlet electrical socket of FIG. 8.
 FIG. 11 is a right-side view of the triple outlet electrical socket of FIG. 8.
 FIG. 12 is a front view of the triple outlet electrical socket of FIG. 8.
 FIG. 13 is a bottom view of the triple outlet electrical socket of FIG. 8; and,
 FIG. 14 is a top view of the triple outlet electrical socket of FIG. 8.
 In the figures items shown in dashed lines do not form part of the claimed design.

1 Claim, 4 Drawing Sheets



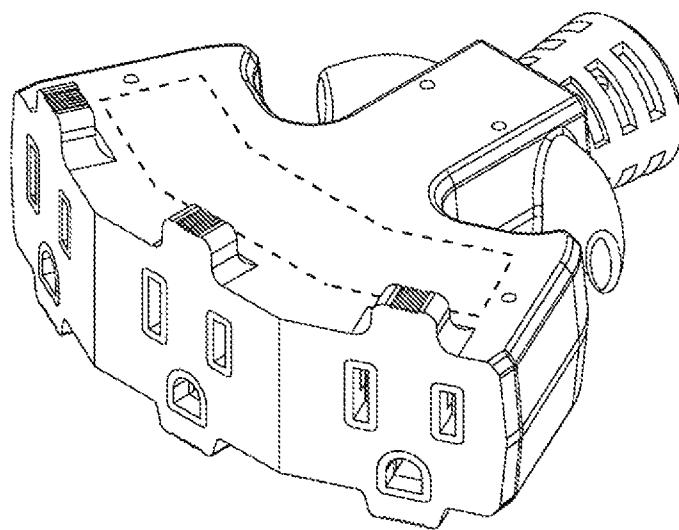


FIG. 1

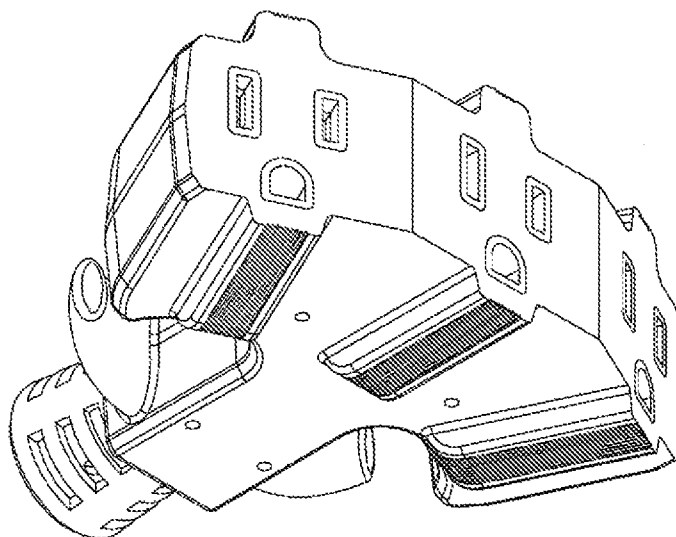


FIG. 2

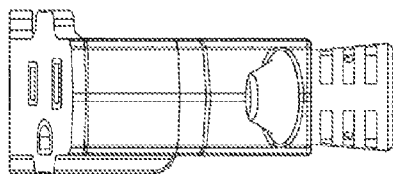


FIG. 3

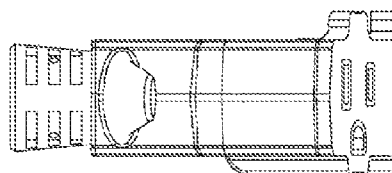


FIG. 4

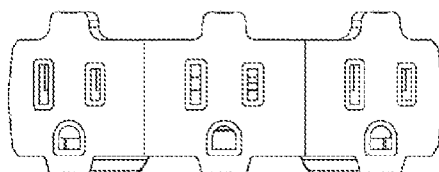


FIG. 5

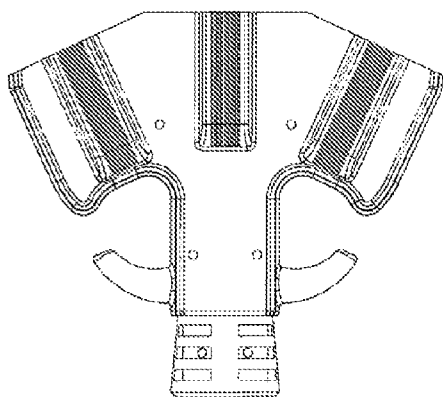


FIG. 6

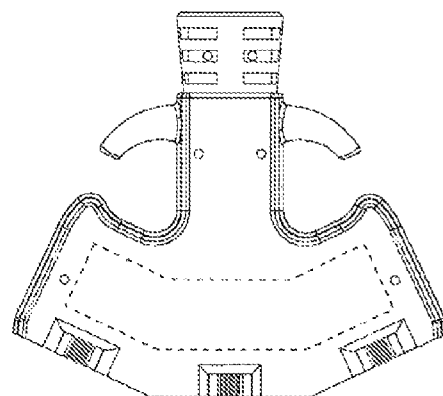


FIG. 7

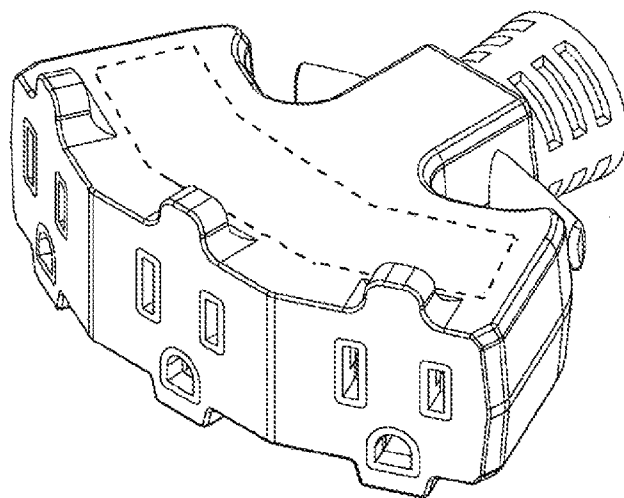


FIG. 8

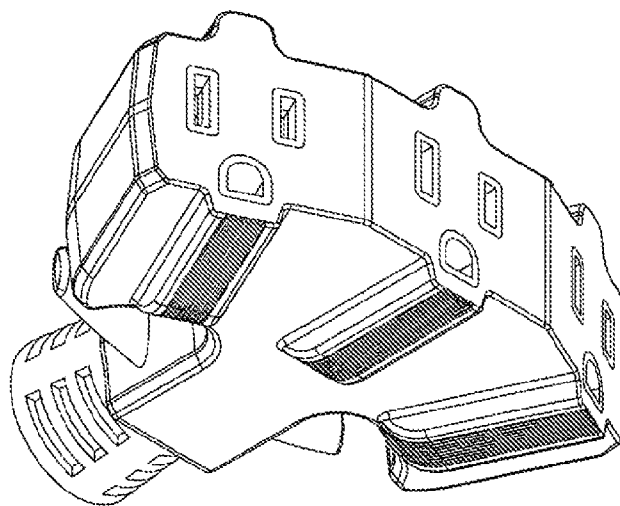


FIG. 9

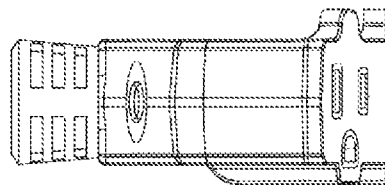


FIG. 10

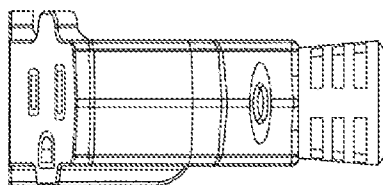


FIG. 11

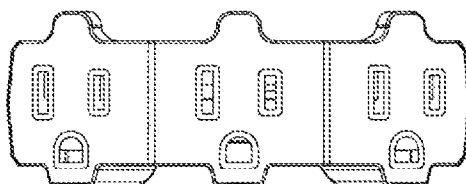


FIG. 12

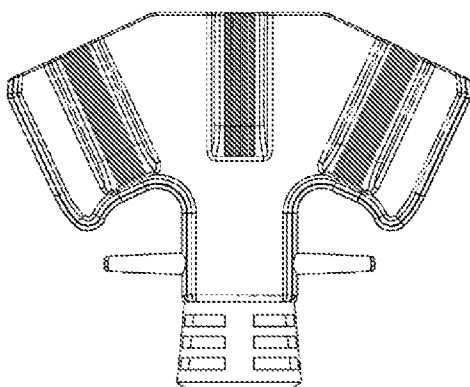


FIG. 13

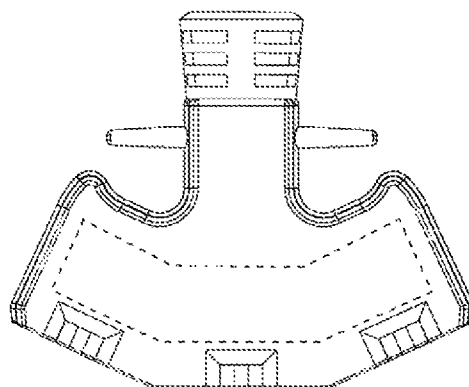


FIG. 14