



US00D647625S

(12) **United States Design Patent**
Le et al.

(10) **Patent No.:** **US D647,625 S**
(45) **Date of Patent:** **** Oct. 25, 2011**

- (54) **PEDICURE SINK**
- (76) Inventors: **Frederick Le**, Orlando, FL (US);
Catherine Le, Orlando, FL (US)
- (**) Term: **14 Years**
- (21) Appl. No.: **29/361,924**
- (22) Filed: **May 17, 2010**
- (51) **LOC (9) Cl.** **28-03**
- (52) **U.S. Cl.** **D24/204**
- (58) **Field of Classification Search** D24/204,
D24/200, 201, 205, 212, 213, 121-123; D7/601,
D7/602; D9/414, 424, 430, 567; D23/308,
D23/277, 284, 278, 276, 280.1-280.3; 4/541.1,
4/560.1, 622; 601/22, 27, 29, 30, 154-158,
601/160, 144; D25/138, 140, 151, 163
See application file for complete search history.

- D560,853 S * 1/2008 Van Le et al. D24/205
- D598,120 S 8/2009 Mai et al.
- D602,134 S * 10/2009 Schonherr et al. D23/284
- D622,823 S * 8/2010 Eilmus D23/284
- D622,825 S * 8/2010 LeTourneau et al. D23/284

* cited by examiner

Primary Examiner — David Muller

(74) *Attorney, Agent, or Firm* — John K Buche; Buche & Associates, P.C.

(56) **References Cited**

U.S. PATENT DOCUMENTS

- D313,844 S * 1/1991 Gruber D23/280.1
- D317,355 S * 6/1991 Delepine D23/280.1
- D326,902 S * 6/1992 Bonnell D23/284
- D334,054 S * 3/1993 Levien D23/277
- D346,014 S * 4/1994 Berge et al. D23/284
- D393,699 S * 4/1998 Bonnell D23/284
- D435,296 S * 12/2000 Jacuzzi D24/204
- D504,178 S * 4/2005 Zolotnik D24/213
- D525,687 S * 7/2006 Kohler et al. D23/280.1

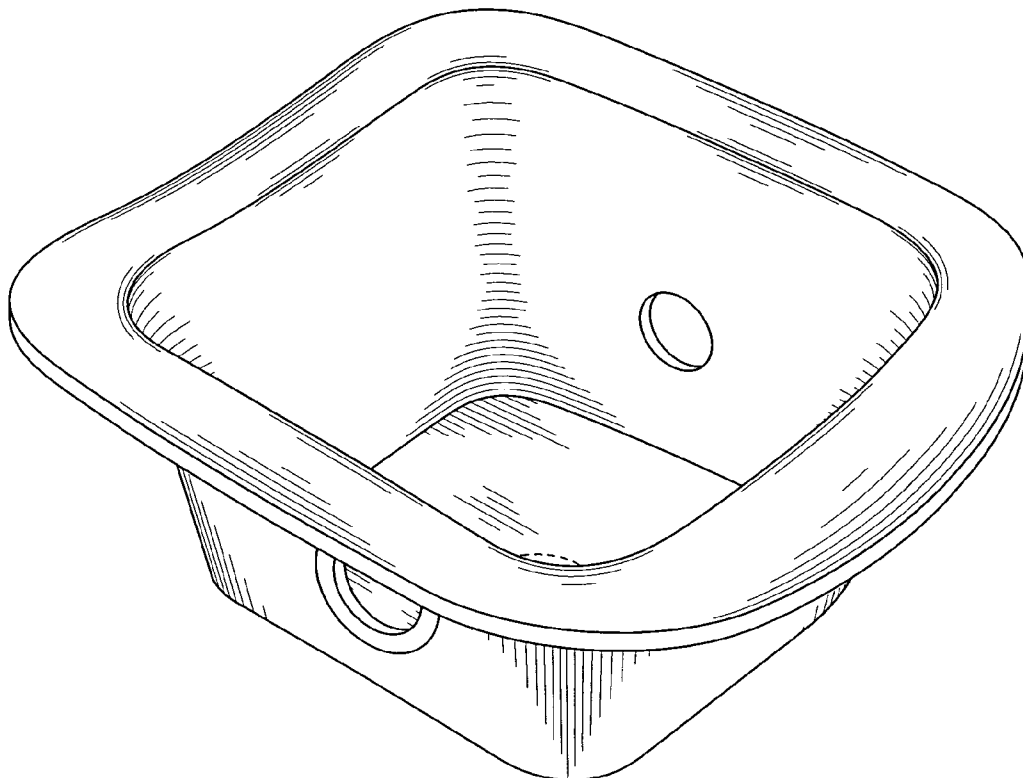
(57) **CLAIM**

The ornamental design for a pedicure sink, as shown and described.

DESCRIPTION

FIG. 1 is a front perspective view of a pedicure sink showing our new design;
 FIG. 2 is a rear elevational view of the same;
 FIG. 3 is a front elevational view of the same;
 FIG. 4 is a left side elevational view of the same;
 FIG. 5 is a right side elevational view of the same;
 FIG. 6 is a top view of the same; and,
 FIG. 7 is a bottom view of the same.
 The broken line showing of parts of the drawings is included for the purpose of illustrating use and environment and forms no part of the claimed design.

1 Claim, 4 Drawing Sheets



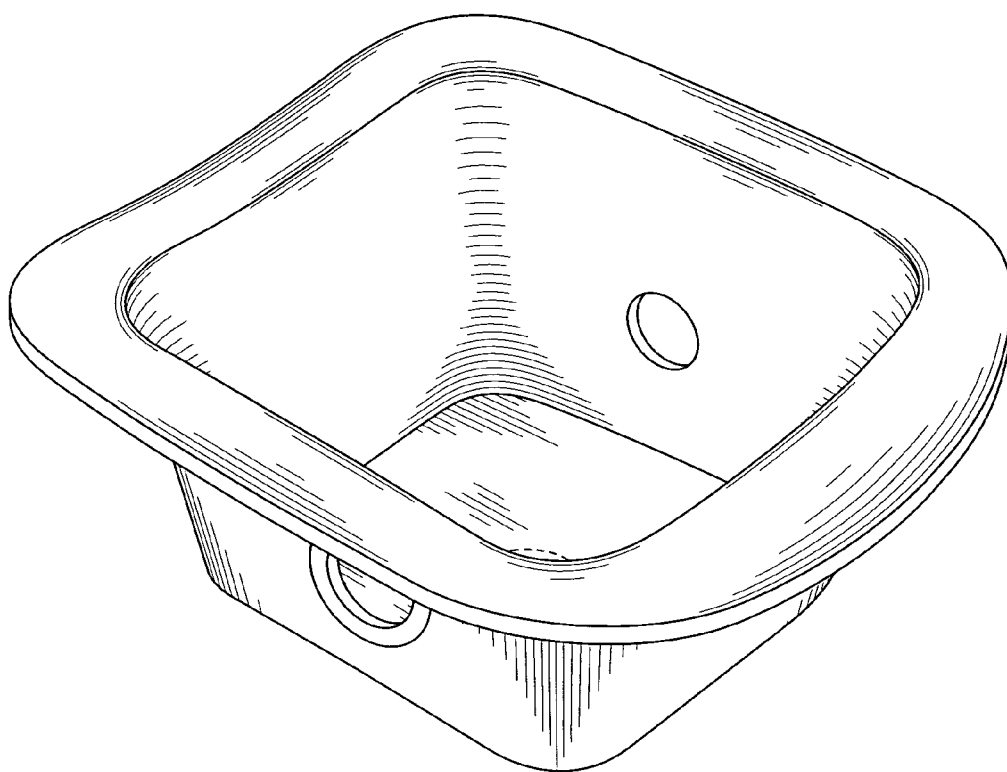


FIG. 1

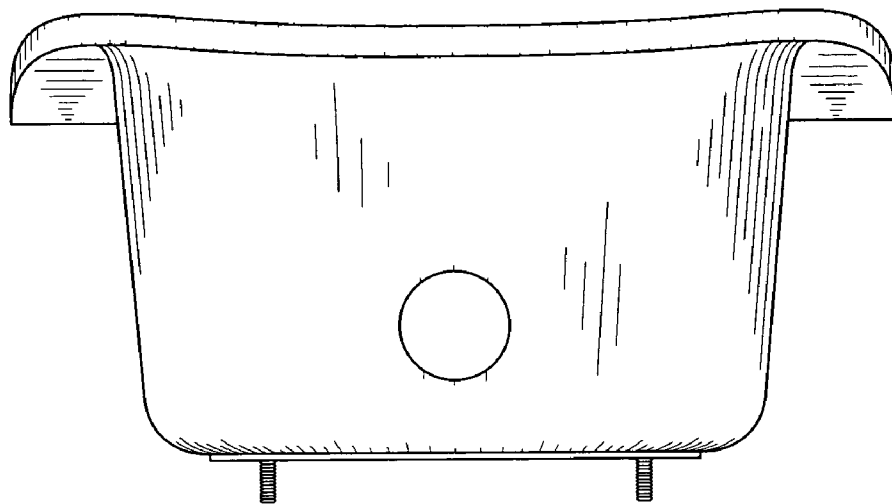


FIG. 2

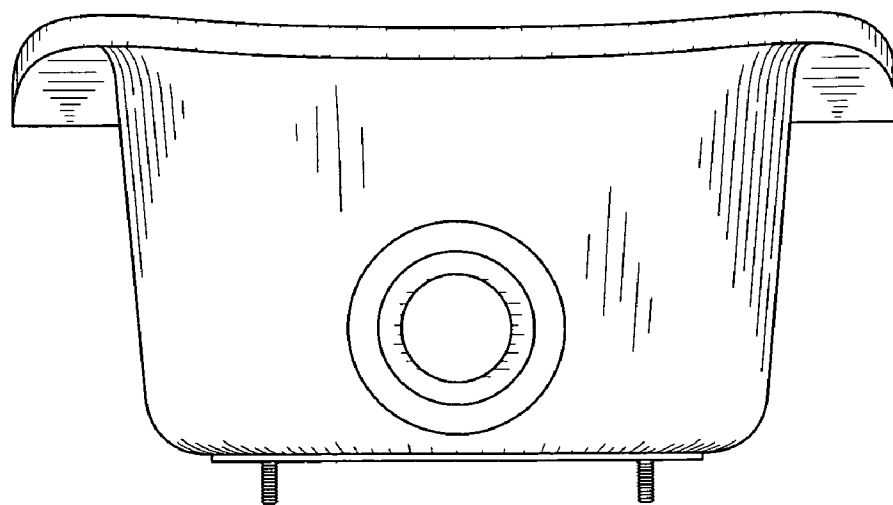


FIG. 3

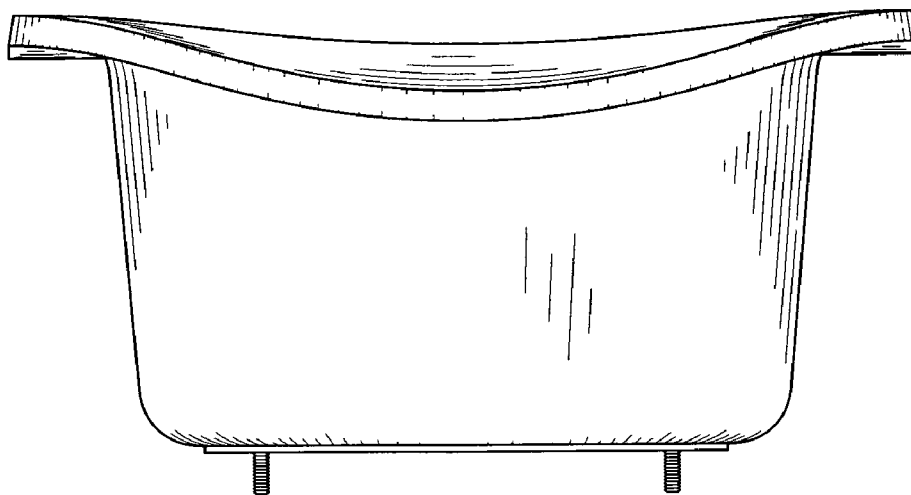


FIG. 4

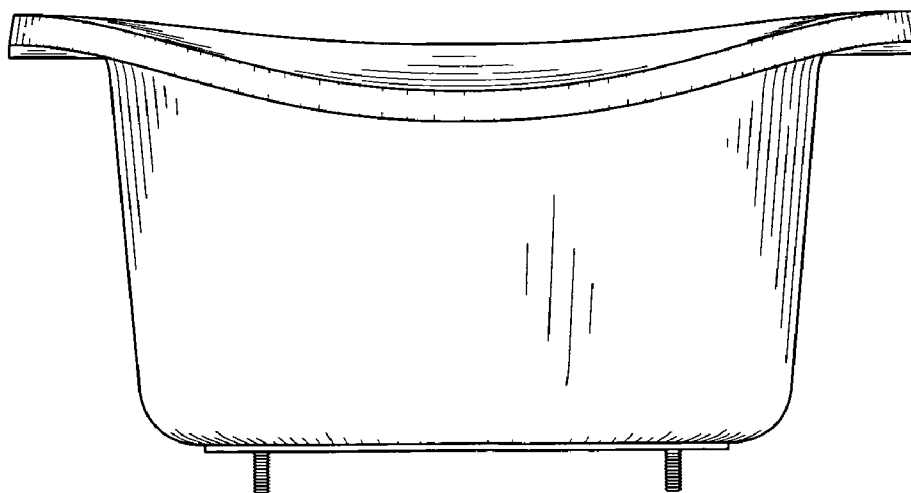


FIG. 5

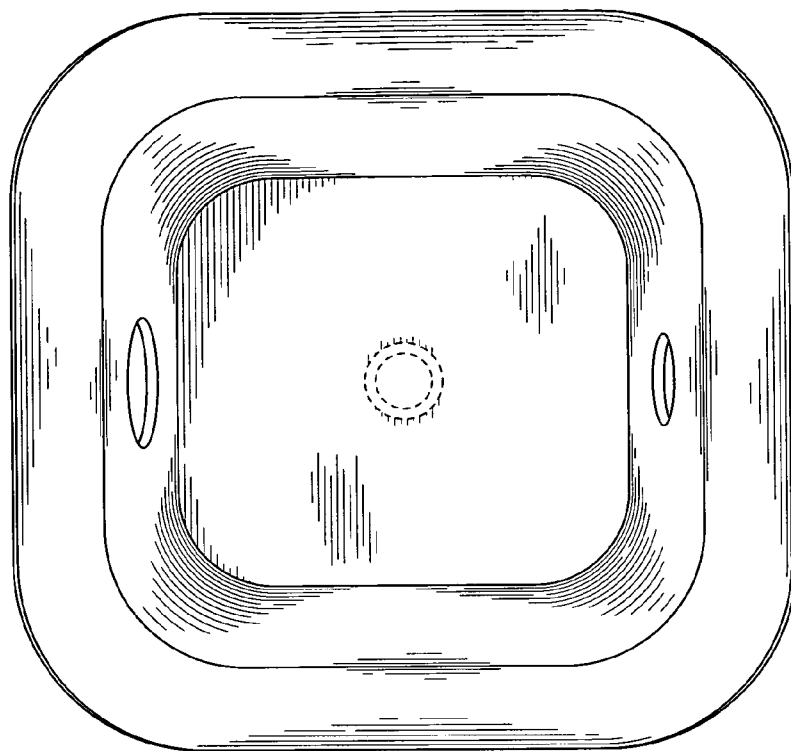


FIG. 6

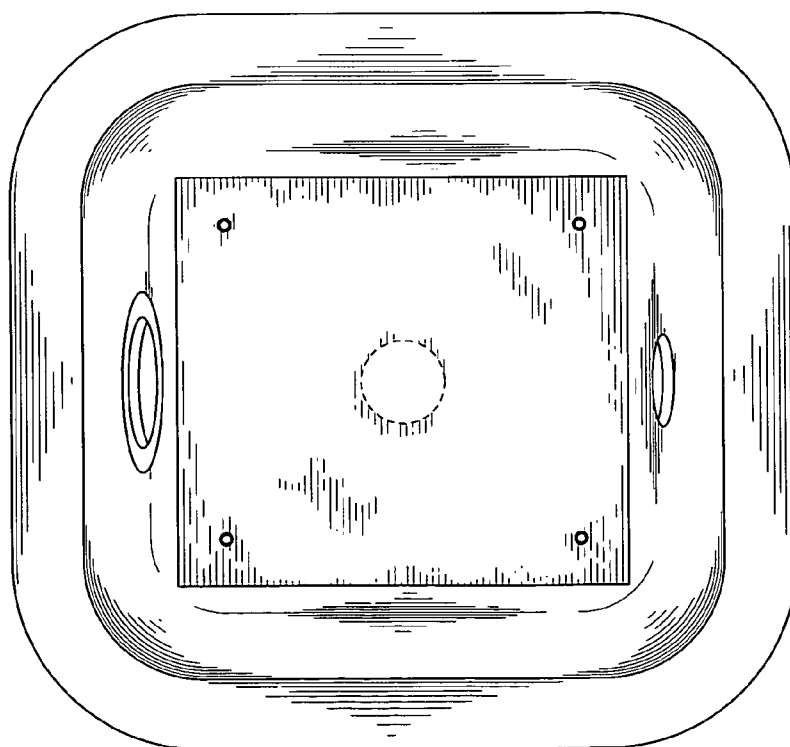


FIG. 7