



US00D625081S

(12) **United States Design Patent**
Oates

(10) **Patent No.:** **US D625,081 S**
(45) **Date of Patent:** **** Oct. 12, 2010**

(54) **HAT WITH ADJUSTABLE SHADING**

(76) Inventor: **Kenneth Oates**, 651 Pacific View Dr.,
San Diego, CA (US) 92109

(**) Term: **14 Years**

(21) Appl. No.: **29/345,846**

(22) Filed: **Oct. 22, 2009**

(51) **LOC (9) Cl.** **02-03**

(52) **U.S. Cl.** **D2/879**

(58) **Field of Classification Search** D2/865,
D2/866, 870, 871, 872, 873, 874, 875, 876,
D2/877, 878, 879, 880, 881, 882, 886, 888,
D2/891, 892, 893, 894, 895; 2/171, 171.2,
2/171.5, 172, 183, 184.5, 204, 209.11, 209.12,
2/209.13, 209.4, 175.1, 175.2, 175.3, 175.7,
2/195.1, 195.2, 195.7, 200.1

See application file for complete search history.

(56) **References Cited**

U.S. PATENT DOCUMENTS

33,386 A	10/1861	Gittens	
33,651 A	11/1861	Kollinski et al.	
33,900 A	12/1861	Pascal	
239,145 A	3/1881	Corn	
946,770 A	1/1910	Sands	
1,557,280 A	10/1925	Watson	
1,831,767 A	11/1931	Klein	
2,417,986 A	3/1947	Marder et al.	
2,447,850 A *	8/1948	Feldman	2/195.2
D160,404 S *	10/1950	Levine	D2/866
2,883,669 A	4/1959	Refowitz et al.	
3,469,264 A *	9/1969	Harris	2/46
4,023,212 A *	5/1977	Huffman	2/195.2
4,845,782 A	7/1989	Gregg	

5,091,995 A	3/1992	Oates	
D337,645 S *	7/1993	Guziejka	D2/884
D340,796 S *	11/1993	Oates	D2/882
D349,183 S *	8/1994	Harbison	D2/870
5,351,343 A	10/1994	Harbison	
D352,379 S *	11/1994	Pierce, Jr.	D2/882
5,457,821 A *	10/1995	Kiefer	2/195.1

(Continued)

OTHER PUBLICATIONS

Hatkin (side view), accessed at http://upload.wikimedia.org/wikipedia/commons/1/1c/Hatkin_side_view.JPG on Mar. 16, 2010 (image dated Jul. 4, 2007).*

Primary Examiner—Elizabeth A Albert

Assistant Examiner—Karen E Eldridge Powers

(74) *Attorney, Agent, or Firm*—John K. Buche; Buche & Associates, P.C.

(57) **CLAIM**

The ornamental design for a hat with adjustable shading, as shown and described.

DESCRIPTION

FIG. 1 is a perspective view of a hat with adjustable shading.

FIG. 2 is a front plan view of the hat of FIG. 1.

FIG. 3 is a back plan view of the hat of FIG. 1.

FIG. 4 is a right side plan view of the hat of FIG. 1.

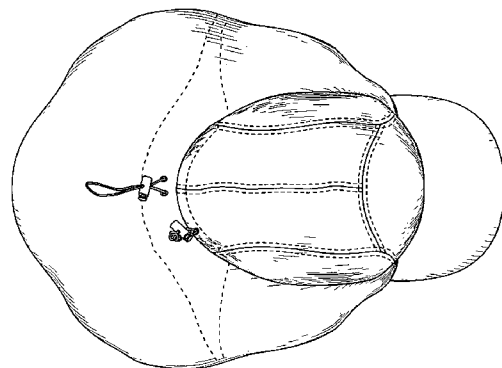
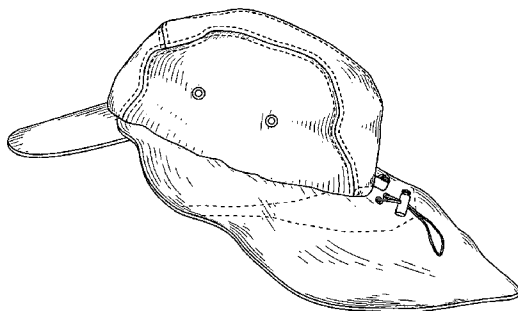
FIG. 5 is a left side plan view of the hat of FIG. 1.

FIG. 6 is a top plan view of the hat of FIG. 1; and,

FIG. 7 is a bottom plan view of the hat of FIG. 1.

It should be noted that the broken lines shown are stitching but do not form part of the claimed design.

1 Claim, 4 Drawing Sheets



US D625,081 S

Page 2

U.S. PATENT DOCUMENTS

5,623,732 A	4/1997	Olajide		D429,406 S *	8/2000	Thaw	D2/879
5,652,959 A *	8/1997	Proctor 2/67	D433,787 S *	11/2000	Bellon	D2/841
D383,890 S *	9/1997	Downs	D460,244 S *	7/2002	Coluccio	D2/881
5,694,648 A	12/1997	Nucifora		D491,714 S *	6/2004	Upcott	D2/875
D402,088 S *	12/1998	Edwards	D504,004 S *	4/2005	Cashin	D2/891
D406,687 S *	3/1999	Thorpe	D517,285 S *	3/2006	Williams, Jr.	D2/872
5,933,871 A *	8/1999	Kraft 2/209.13	D589,237 S *	3/2009	Jaggers et al.	D2/880
5,950,241 A	9/1999	Gomez		D594,185 S *	6/2009	Lacy	D2/879
D416,665 S *	11/1999	Jones	D599,533 S *	9/2009	Yun	D2/879
D417,770 S *	12/1999	Greenwood	2008/0066214 A1	3/2008	O'Hare		
6,052,830 A	4/2000	Payne		2009/0144884 A1 *	6/2009	Duncan	2/410

* cited by examiner

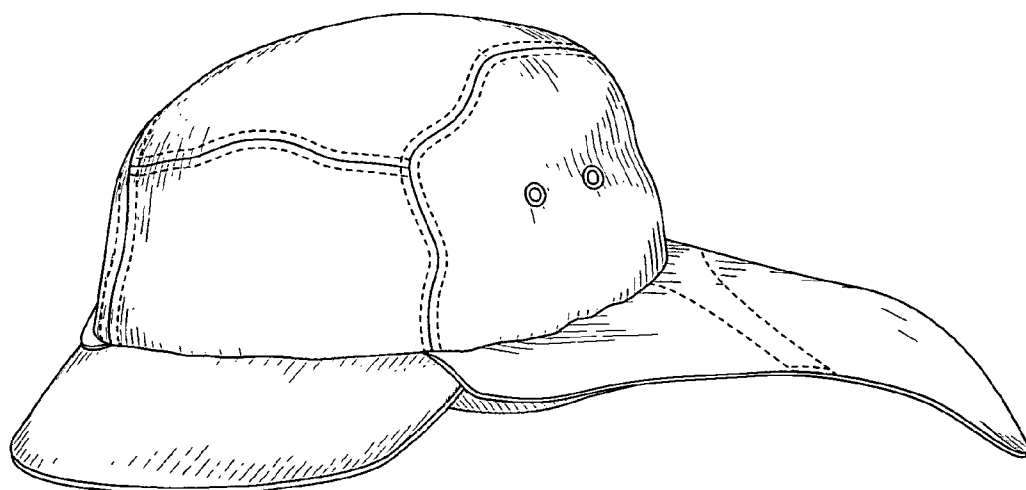


FIG. 1

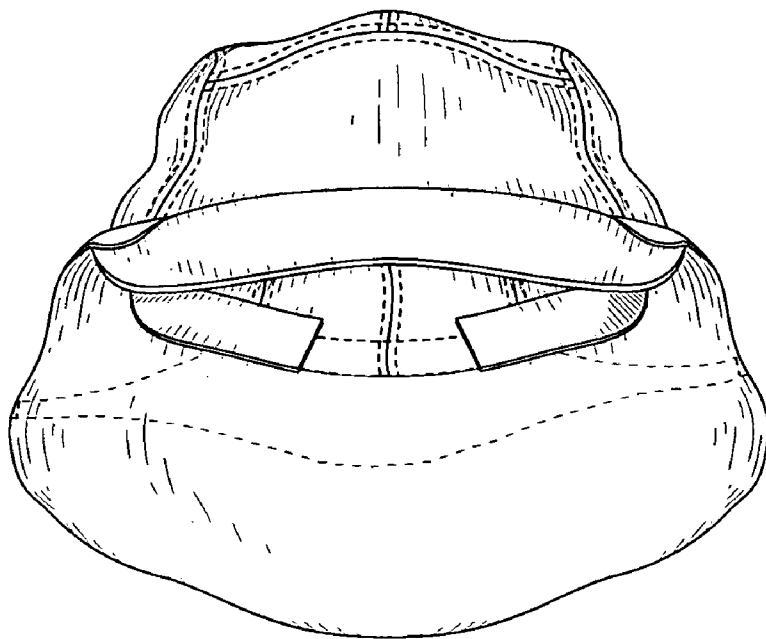


FIG. 2

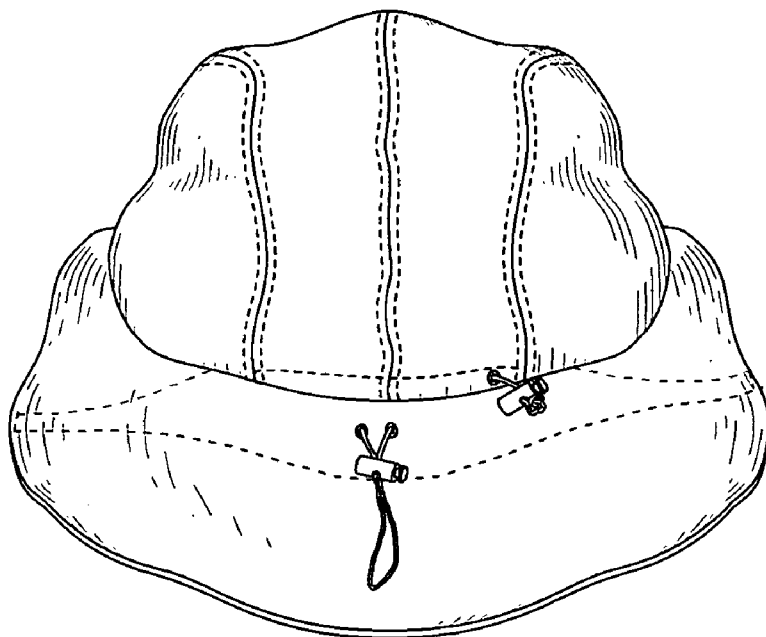


FIG. 3

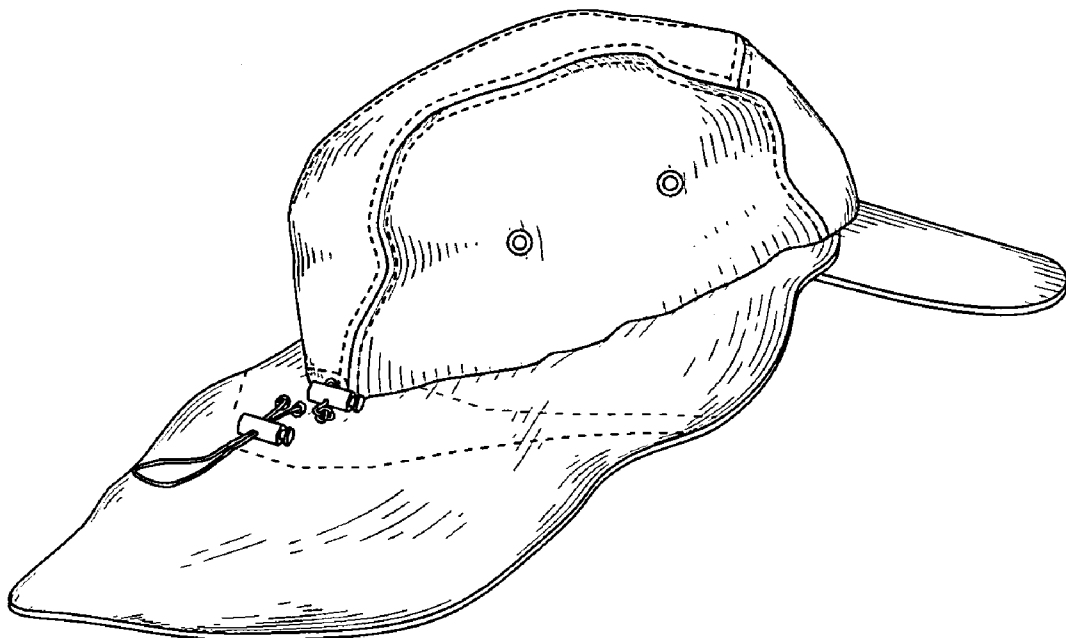


FIG. 4

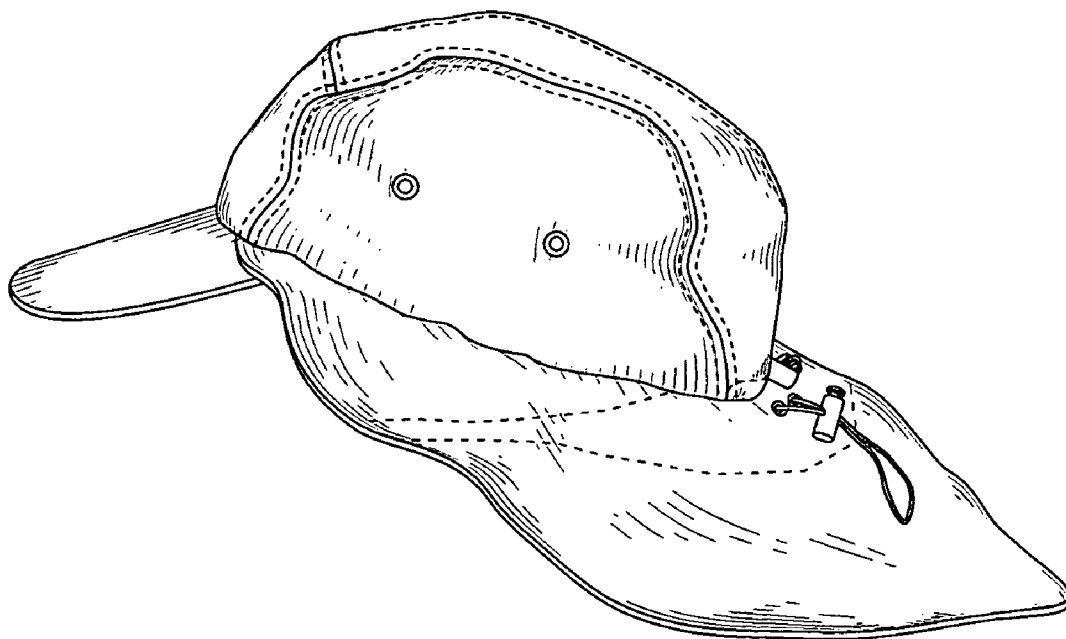


FIG. 5

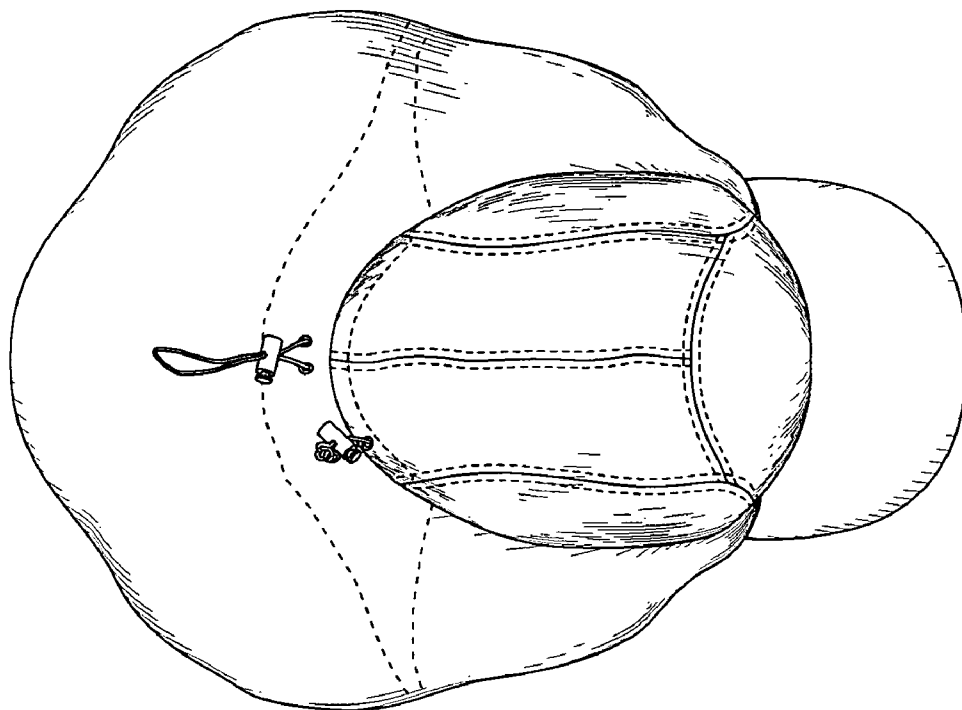


FIG. 6

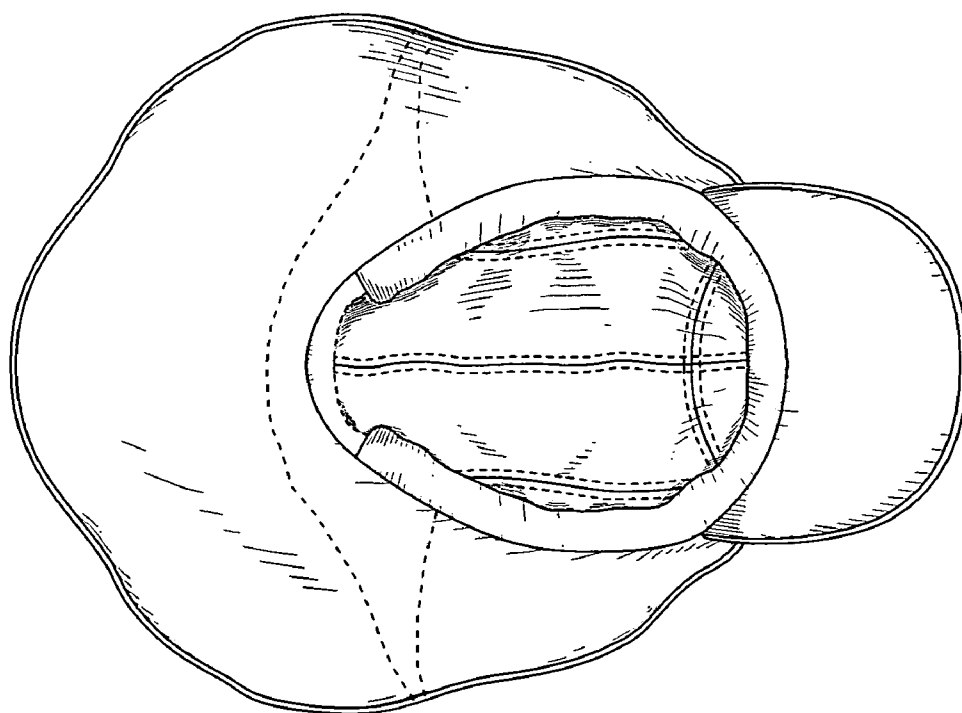


FIG. 7