



US00D598721S

(12) **United States Design Patent**  
**Meza**

(10) **Patent No.:** **US D598,721 S**

(45) **Date of Patent:** **\*\* Aug. 25, 2009**

(54) **MOTORCYCLE MAINTENANCE TOOL**

(76) Inventor: **Luis Meza**, 7823 Quebrada Cir.,  
Carlsbad, CA (US) 92009

(\*\*) Term: **14 Years**

(21) Appl. No.: **29/317,230**

(22) Filed: **Apr. 24, 2008**

(51) **LOC (9) Cl.** ..... **08-05**

(52) **U.S. Cl.** ..... **D8/14; D8/88**

(58) **Field of Classification Search** ..... D8/14,  
D8/16, 17, 70, 47, 88, 89; D24/152; D25/126;  
294/9, 12; 254/21, 25, 131; 29/242, 244  
See application file for complete search history.

(56) **References Cited**

**U.S. PATENT DOCUMENTS**

2,033,557 A	1/1936	Tucker	
3,762,416 A	10/1973	Moss et al.	
4,274,826 A *	6/1981	Huey et al.	433/144
4,316,683 A	2/1982	Schott	
D264,300 S *	5/1982	Imm	D8/28
D297,703 S *	9/1988	Persson	D8/14
D314,319 S *	2/1991	Keller	D8/14
5,442,845 A	8/1995	Callender	
D394,788 S *	6/1998	Drummond	D8/14
D397,015 S *	8/1998	Hall et al.	D8/88
6,161,817 A *	12/2000	Lee	254/131
D470,385 S *	2/2003	Chen	D8/107
D479,970 S *	9/2003	Hutchinson	D8/88
7,275,465 B2	10/2007	Maznicki	

7,284,340 B1 *	10/2007	Iverson	33/833
2002/0119849 A1 *	8/2002	Maynard	474/130
2004/0149967 A1 *	8/2004	Puopolo et al.	254/25
2005/0087729 A1 *	4/2005	Mitcheltree	254/25

\* cited by examiner

*Primary Examiner*—Philip S Hyder

(74) *Attorney, Agent, or Firm*—John K. Buche; Buche & Associates, P.C.

(57) **CLAIM**

The ornamental design for a motorcycle maintenance tool, as shown and described.

**DESCRIPTION**

FIG. 1 is a side facing overhead perspective view of the motorcycle maintenance tool.

FIG. 2 is a top plan view of the motorcycle maintenance tool of FIG. 1.

FIG. 3 is a bottom side plan view of the motorcycle maintenance tool of FIG. 1.

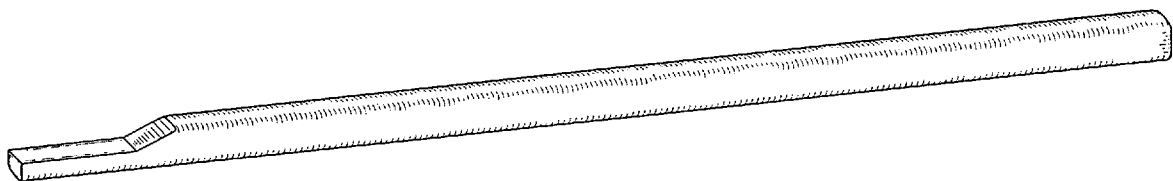
FIG. 4 is a left side plan view of the motorcycle maintenance tool of FIG. 1

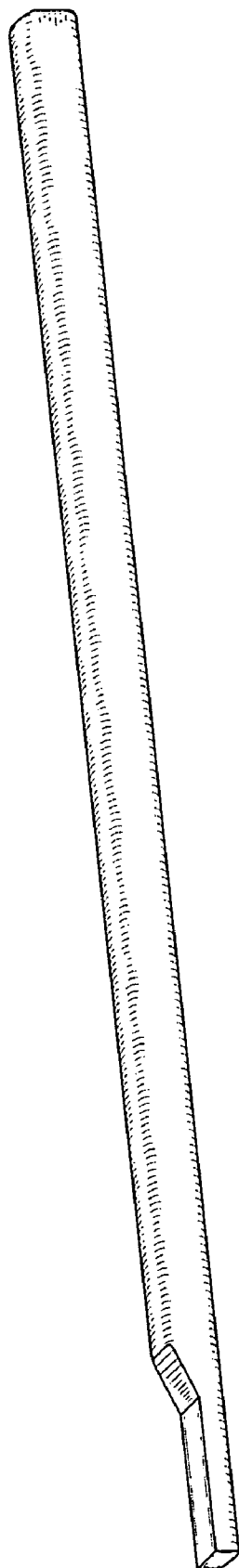
FIG. 5 is a right side plan view of the motorcycle maintenance tool of FIG. 1

FIG. 6 is an end plan view of the motorcycle maintenance tool of FIG. 1; and,

FIG. 7 is an end plan view opposite the end of the motorcycle maintenance tool in FIG. 6.

**1 Claim, 3 Drawing Sheets**






**FIG. 1**



**FIG. 2**



**FIG. 3**



**FIG. 4**



**FIG. 5**



**FIG. 6**



**FIG. 7**