



US00D580627S

(12) **United States Design Patent**
Richards et al.

(10) **Patent No.:** **US D580,627 S**

(45) **Date of Patent:** **** Nov. 18, 2008**

(54) **BRA OVERLAY GARMENT**

(76) Inventors: **Denise Richards**, 384 Milan St., San Diego, CA (US) 92107; **Nicole Cammarano**, 3844 Milan St., San Diego, CA (US) 92107

(**) Term: **14 Years**

(21) Appl. No.: **29/284,983**

(22) Filed: **Sep. 19, 2007**

(51) **LOC (8) Cl.** **02-01**

(52) **U.S. Cl.** **D2/706**

(58) **Field of Classification Search** D2/701,
D2/706, 711, 731, 736, 840; 2/67, 73, 113,
2/118, 913; 450/50, 65, 70

See application file for complete search history.

(56) **References Cited**

U.S. PATENT DOCUMENTS

D59,772 S	11/1921	Pruzan	
1,420,248 A	6/1922	Fay	
1,431,206 A	10/1922	Yurka	
1,513,520 A	10/1924	Pruzan	
1,555,347 A	9/1925	Bacon	
2,458,696 A	1/1949	Elias	
2,498,487 A	2/1950	Elias	
D159,816 S	8/1950	Leser	
D161,439 S	1/1951	Glick	
D164,485 S *	9/1951	Fredericks	D2/706
2,723,396 A *	11/1955	Stack	450/58
3,099,013 A	7/1963	Thorpe	
3,189,028 A *	6/1965	Dormire	602/61
3,297,035 A	1/1967	Wright	
D238,982 S *	3/1976	Lo Cascio	D2/703
D265,265 S *	7/1982	Stern et al.	D2/710
4,440,174 A *	4/1984	Cordova	450/31
D276,001 S *	10/1984	Locascio	D2/710
4,607,640 A *	8/1986	McCusker	450/1
4,667,345 A	5/1987	Jachowski	

4,916,755 A *	4/1990	Feigenbaum et al.	2/67
4,949,402 A	8/1990	McCool et al.	
5,045,018 A	9/1991	Costanzo	
5,097,537 A	3/1992	Ewing	

(Continued)

Primary Examiner—Ian Simmons

Assistant Examiner—Anna J Burmeister

(74) *Attorney, Agent, or Firm*—John Karl Buche; Buche & Associates, P.C.

(57) **CLAIM**

The ornamental design for a bra overlay garment, as shown and described.

DESCRIPTION

FIG. 1 is a front perspective view of a bra overlay garment showing Embodiment 1, showing my new design;

FIG. 2 is a front elevational view thereof;

FIG. 3 is a rear elevational view thereof;

FIG. 4 is right side elevational view thereof;

FIG. 5 is a front perspective view of a bra overlay garment showing Embodiment 2, showing my new design;

FIG. 6 is a front elevational view thereof;

FIG. 7 is a rear elevational view thereof;

FIG. 8 is right side elevational view thereof;

FIG. 9 is a front perspective view of a bra overlay garment showing Embodiment 3, showing my new design;

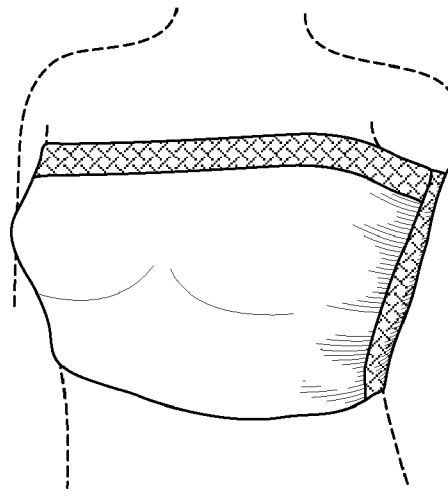
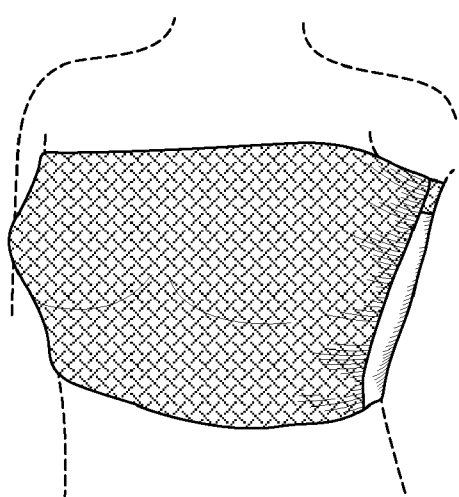
FIG. 10 is a front elevational view thereof;

FIG. 11 is a rear elevational view thereof; and,

FIG. 12 is right side elevational view thereof.

The broken lines shown in the drawings are for illustrative purposes only and form no part of the claimed design.

1 Claim, 3 Drawing Sheets



US D580,627 S

Page 2

U.S. PATENT DOCUMENTS								
5,120,264	A	6/1992	Van Engel	D503,509	S *	4/2005	Bell et al.	D2/701
D366,351	S	1/1996	Winchell	7,083,494	B2	8/2006	Sandroussi et al.	
5,667,422	A	9/1997	Erwin	7,201,629	B2	4/2007	Lambro	
5,729,836	A	3/1998	Ewing	2006/0217035	A1	9/2006	Silver et al.	
5,920,909	A	7/1999	Ellsworth et al.	2006/0277648	A1	12/2006	Harry	
D452,600	S *	1/2002	Kim	2007/0094765	A1	5/2007	Summers et al.	
D453,409	S *	2/2002	Kim	2007/0105482	A1	5/2007	Styles-Gaviria et al.	
6,393,611	B1	5/2002	Thompson					

* cited by examiner

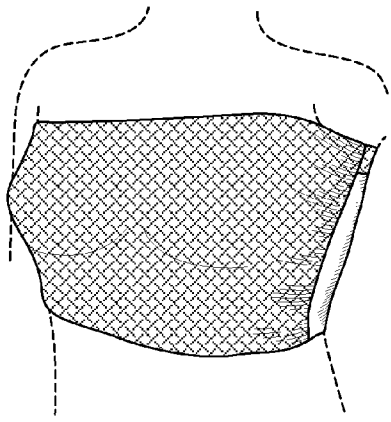


FIG. 1

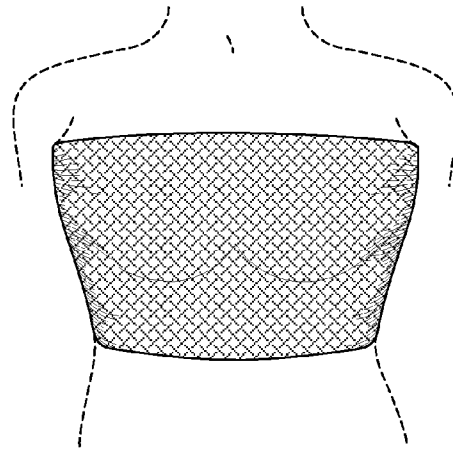


FIG. 2

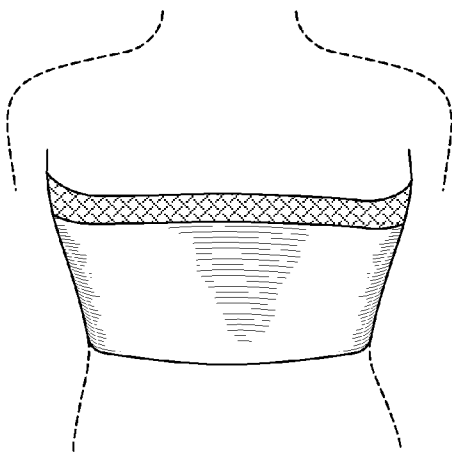


FIG. 3

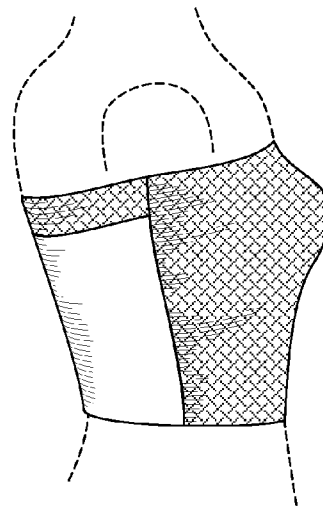


FIG. 4

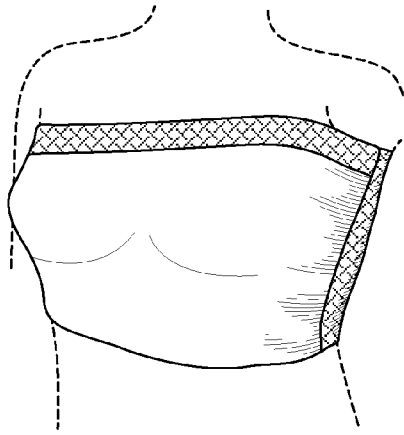


FIG. 5

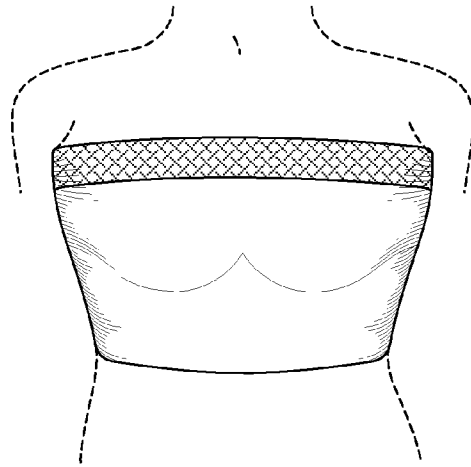


FIG. 6

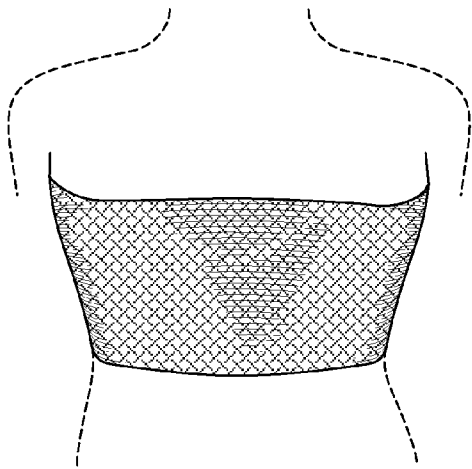


FIG. 7

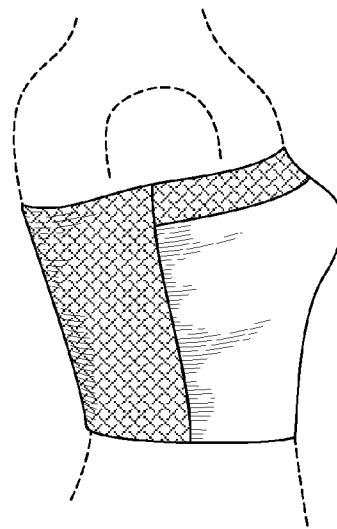


FIG. 8

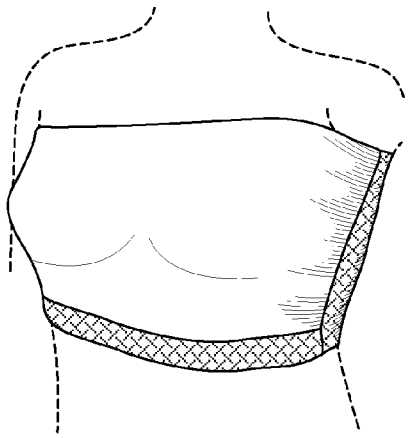


FIG. 9

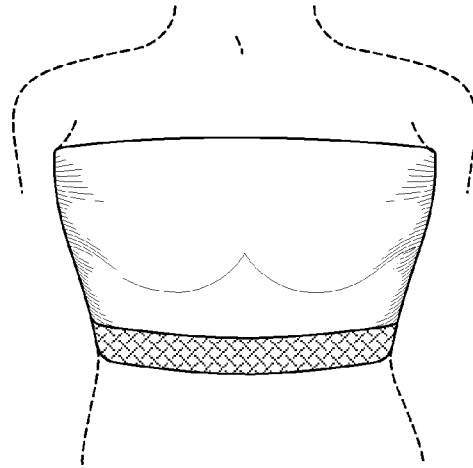


FIG. 10

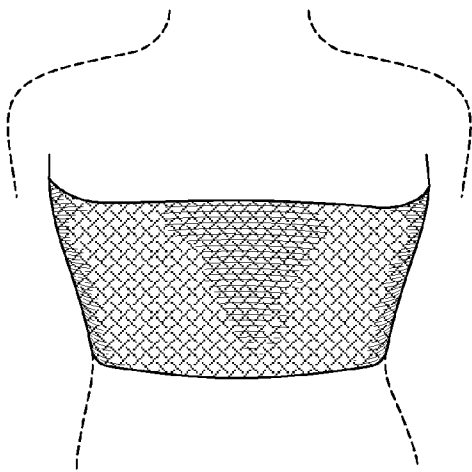


FIG. 11

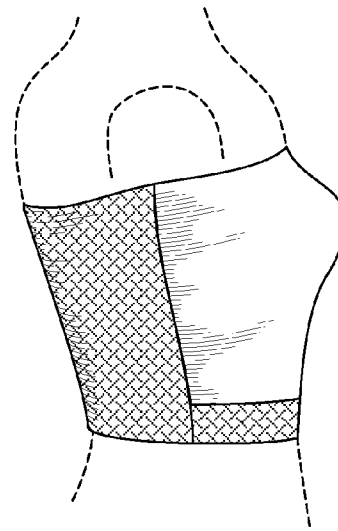


FIG. 12