



(12) **United States Design Patent**
Manns

(10) **Patent No.:** **US D607,986 S**
(45) **Date of Patent:** **** Jan. 12, 2010**

(54) **FLORAL DIFFUSER**

(76) Inventor: **Rochelle Manns**, 6161 El Cajon Blvd.,
Ste B-#519, San Diego, CA (US) 92115

(**) Term: **14 Years**

(21) Appl. No.: **29/331,918**

(22) Filed: **Feb. 4, 2009**

(51) **LOC (9) Cl.** **28-99**

(52) **U.S. Cl.** **D23/367**

(58) **Field of Classification Search** D23/355-369;
261/DIG. 17, DIG. 42, DIG. 65, DIG. 88,
261/DIG. 89; 239/34-36, 44-45, 53-54,
239/56-57, 60, 136, 152, 302, 326; 392/386,
392/390, 392, 394, 395; D28/5, 6
See application file for complete search history.

(56) **References Cited**

U.S. PATENT DOCUMENTS

1,839,073	A *	12/1931	Wright	239/50
1,886,429	A *	11/1932	Saeks	239/60
D149,252	S *	4/1948	Cobbs	D23/367
D197,770	S *	3/1964	Friedman	D23/367
3,400,890	A *	9/1968	Gould	239/36
3,452,476	A	7/1969	Kise		
3,673,770	A *	7/1972	Novak	96/294
D229,754	S *	1/1974	Alt	D23/367
D230,482	S *	2/1974	Lavay	D23/367
3,857,512	A *	12/1974	Levey	239/34
4,919,981	A	4/1990	Levey et al.		
5,077,102	A	12/1991	Chong		
5,120,583	A	6/1992	Garcia		
D349,568	S *	8/1994	El-Assir	D23/367
D359,349	S *	6/1995	El-Assir	D23/367
5,477,640	A *	12/1995	Holtkamp, Jr.	47/66.6
D379,652	S *	6/1997	Okamoto	D23/367
D380,821	S *	7/1997	Chen	D23/367

5,725,152	A *	3/1998	Akyu	239/45
5,776,561	A *	7/1998	Lindauer	428/24
D410,756	S *	6/1999	Kleinberg	D26/9
6,153,274	A	11/2000	Koo		
6,258,748	B1	7/2001	Hamley		
6,391,398	B1	5/2002	Pesu et al.		
6,698,665	B2	3/2004	Minamite et al.		
6,830,733	B2	12/2004	Stanley, III		
6,967,187	B1	11/2005	Hamley		
D521,139	S *	5/2006	Wu	D23/366
D568,453	S *	5/2008	Wu	D23/366
2003/0192958	A1 *	10/2003	Miyagi	239/6
2008/0308648	A1 *	12/2008	Pesu	239/44
2009/0039174	A1 *	2/2009	Gaines et al.	239/44

* cited by examiner

Primary Examiner—Sandra Snapp

(74) *Attorney, Agent, or Firm*—John K. Buche; Buche & Associates, P.C.


(57) **CLAIM**

The ornamental design for a floral diffuser, as shown and described.

DESCRIPTION

FIG. 1 is a front, top perspective view of a floral diffuser;
FIG. 2 is a front elevation view of the floral diffuser with the flowers shown in an alternate position;
FIG. 3 is a back elevation view of the floral diffuser;
FIG. 4 is a left side elevation view of the floral diffuser with the flowers shown in an alternate position;
FIG. 5 is a right side elevation view of the floral diffuser;
FIG. 6 is a top plan view of the floral diffuser with the flowers shown in an alternate position; and,
FIG. 7 is a bottom plan view of the floral diffuser of FIG. 1.

1 Claim, 7 Drawing Sheets






FIG. 1

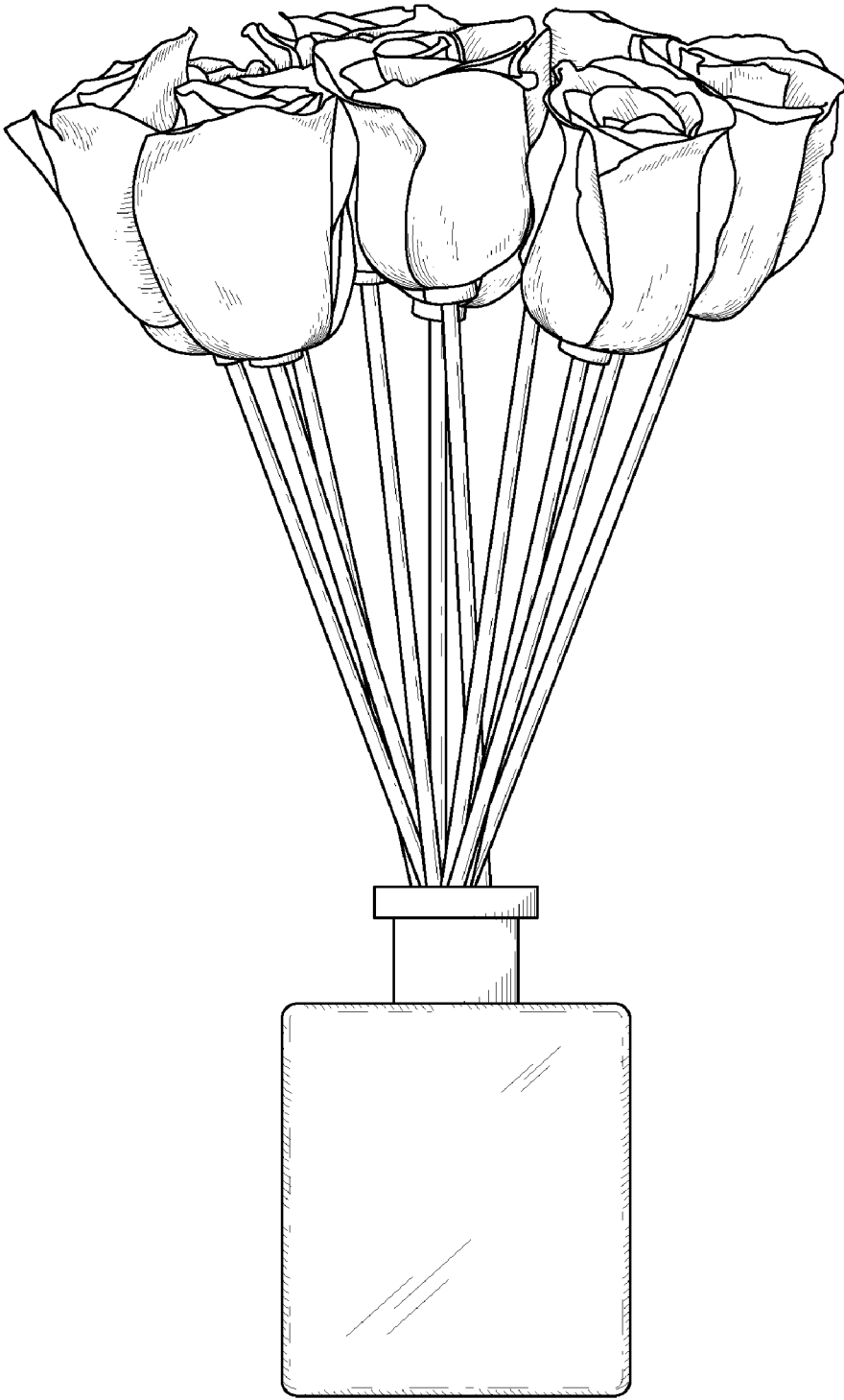


FIG. 2

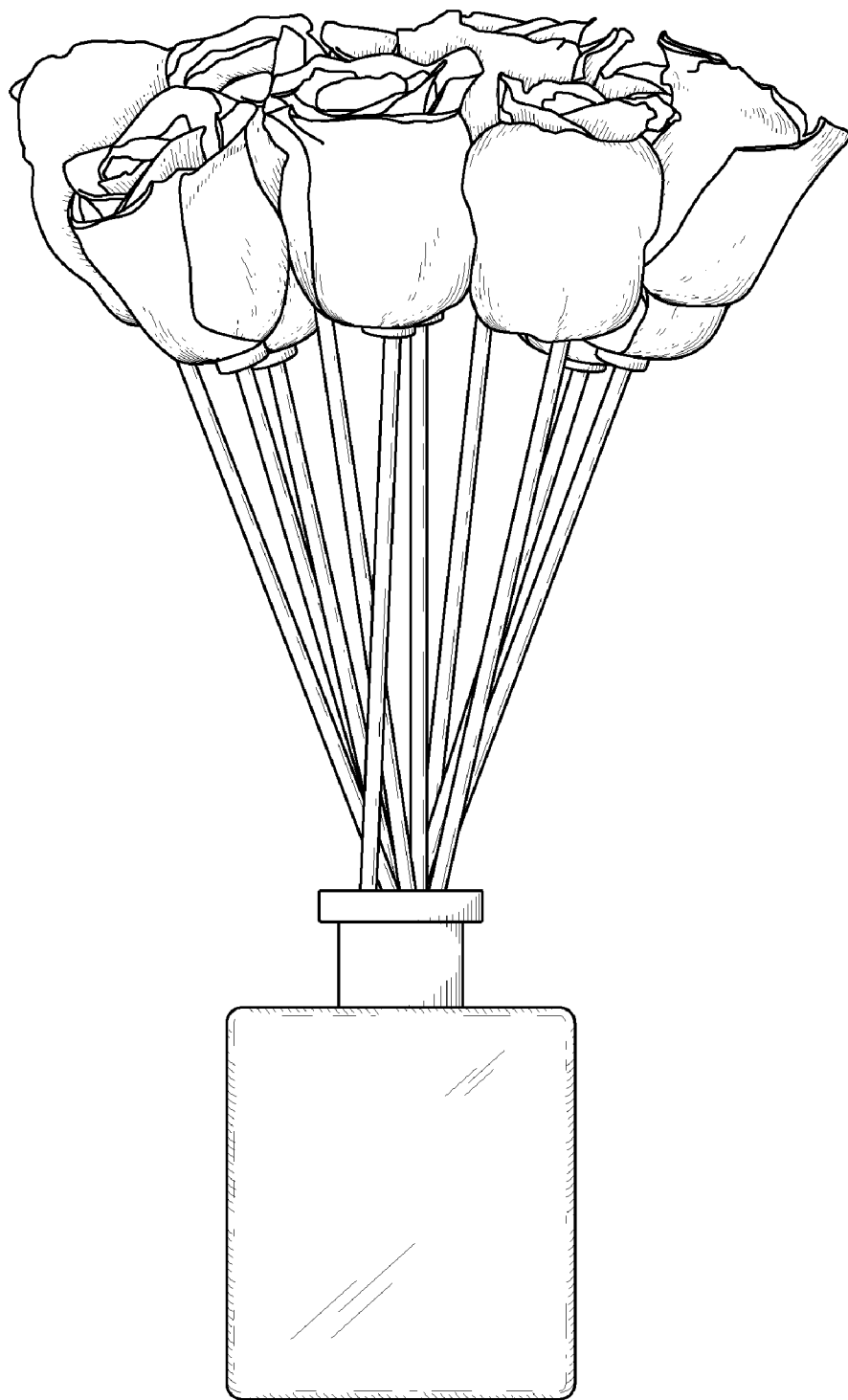


FIG. 3




FIG. 4

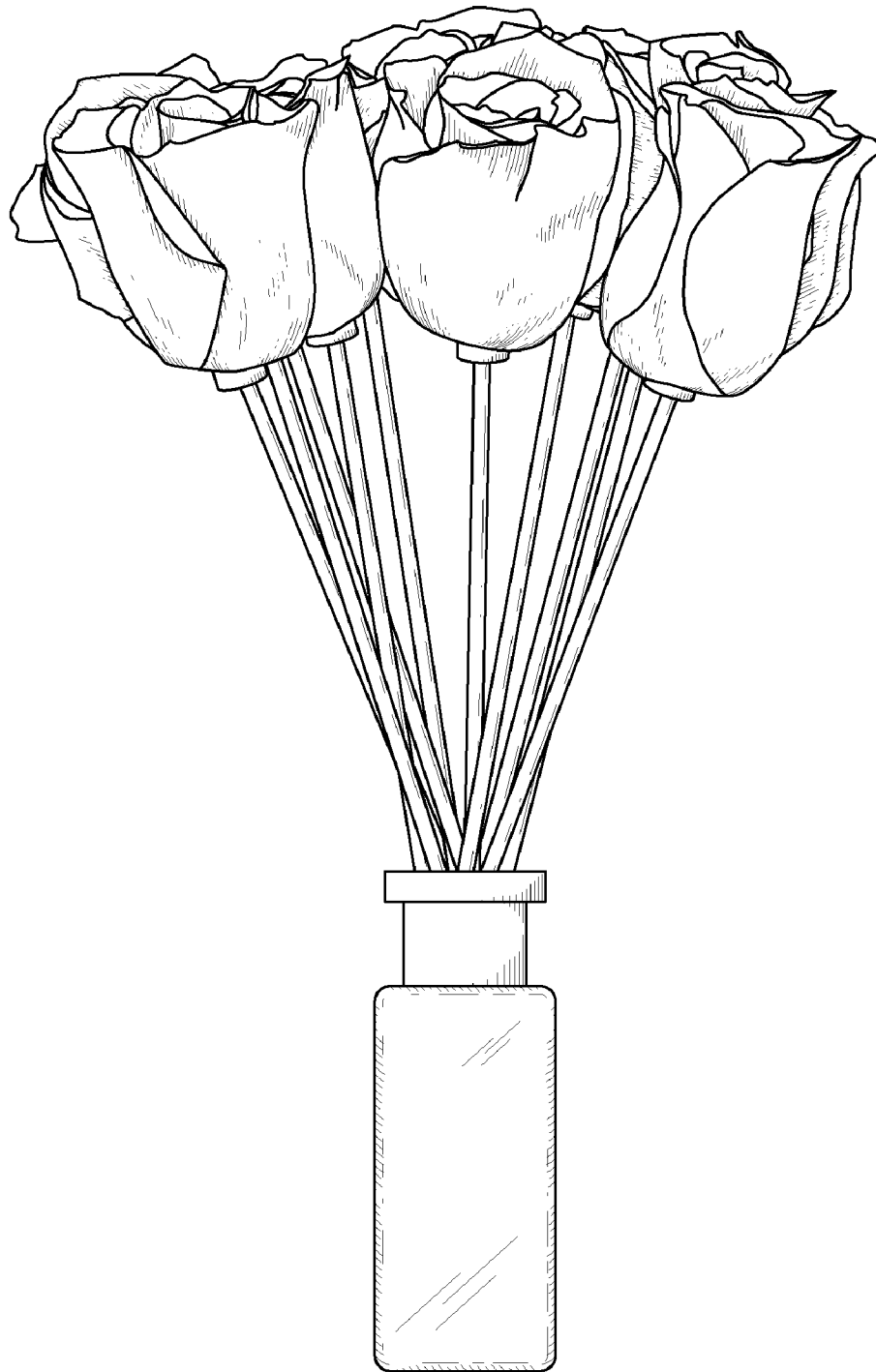


FIG. 5




FIG. 6




FIG. 7