



US00D643543S

(12) **United States Design Patent**  
**Curran et al.**

(10) **Patent No.:** **US D643,543 S**  
(45) **Date of Patent:** **\*\* Aug. 16, 2011**

(54) **SHUTTER WITH SOLAR CELL LAMELLAE**

(76) Inventors: **Daniel Curran**, San Diego, CA (US);  
**David Curran**, San Diego, CA (US)

(\*\*) Term: **14 Years**

(21) Appl. No.: **29/360,712**

(22) Filed: **Apr. 29, 2010**

(51) **LOC (9) Cl.** ..... **25-02**

(52) **U.S. Cl.** ..... **D25/47**

(58) **Field of Classification Search** ..... D25/47;  
126/702; 49/51, 74.1, 92.1, 115; 160/104;  
52/173.3, 473

See application file for complete search history.

(56) **References Cited**

**U.S. PATENT DOCUMENTS**

2,288,521	A *	6/1942	Gregory	.....	52/473
4,279,240	A *	7/1981	Artusy	.....	126/579
4,409,960	A *	10/1983	Balzer	.....	126/633
D304,497	S *	11/1989	Briggs, Sr.	.....	D25/47
6,622,433	B2 *	9/2003	Blachley	.....	49/506
7,124,804	B2 *	10/2006	Hsu	.....	160/174 R

\* cited by examiner

*Primary Examiner* — Doris Clark

(74) *Attorney, Agent, or Firm* — Buche & Associates, PC;  
John Karl Buche

(57) **CLAIM**

The ornamental design for a shutter with solar cell lamellae, as shown and described.

**DESCRIPTION**

FIG. 1 is a perspective view of a shutter with solar cell lamellae.

FIG. 2 is a front elevation view of the shutter with solar cell lamellae of FIG. 1.

FIG. 3 is a back elevation view of the shutter with solar cell lamellae of FIG. 1.

FIG. 4 is a top plan view of the shutter with solar cell lamellae of FIG. 1.

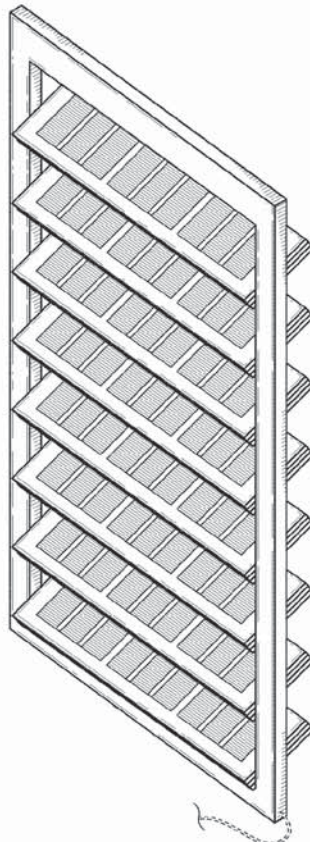
FIG. 5 is a bottom plan view of the shutter with solar cell lamellae of FIG. 1.

FIG. 6 is a right side plan view of the shutter with solar cell lamellae of FIG. 1; and,

FIG. 7 is a left side plan view of the shutter with solar cell lamellae of FIG. 1.

The broken lines are for illustrative purposes only and form no part of the claimed design.

**1 Claim, 2 Drawing Sheets**



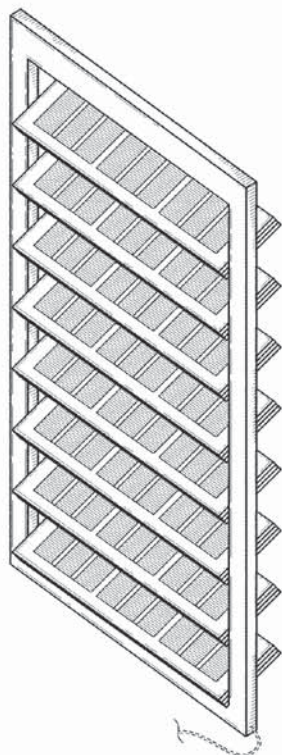


FIG. 1

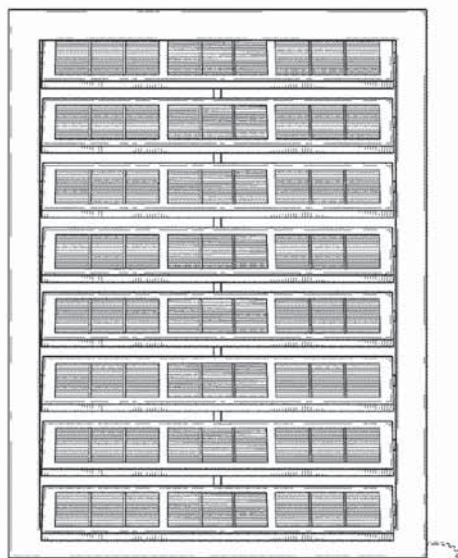


FIG. 2




FIG. 3

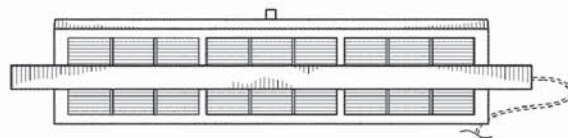


FIG. 4



FIG. 5

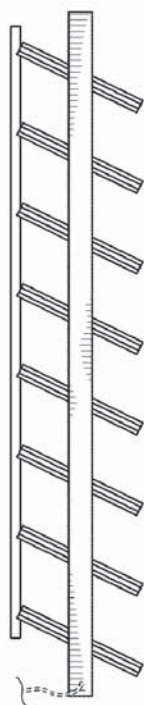


FIG. 6

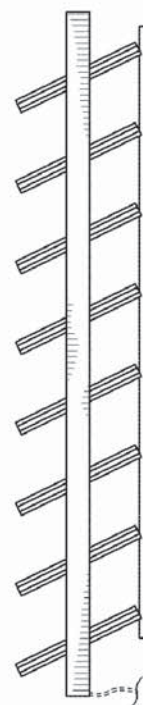


FIG. 7